

## INDEPENDENT AUDITOR'S REPORT

### To The Members of Dr. Agarwal's Eye Hospital Limited Report on the Audit of the Financial Statements

#### Opinion

We have audited the accompanying financial statements of Dr. Agarwal's Eye Hospital Limited ("the Company"), which comprise the Balance Sheet as at 31 March 2024, and the Statement of Profit and Loss (including Other Comprehensive Income), the Cash Flow Statement and the Statement of Changes in Equity for the year ended on that date, and notes to the financial statements, including a summary of material accounting policies and other explanatory information.


In our opinion and to the best of our information and according to the explanations given to us, the aforesaid financial statements give the information required by the Companies Act, 2013 ("the Act") in the manner so required and give a true and fair view in conformity with the Indian Accounting Standards prescribed under section 133 of the Act, ("Ind AS") and other accounting principles generally accepted in India, of the state of affairs of the Company as at 31 March 2024, and its profit, total comprehensive income, its cash flows and the changes in equity for the year ended on that date.

#### Basis for Opinion

We conducted our audit of the financial statements in accordance with the Standards on Auditing ("SAs") specified under section 143(10) of the Act. Our responsibilities under those Standards are further described in the Auditor's Responsibility for the Audit of the Financial Statements section of our report. We are independent of the Company in accordance with the Code of Ethics issued by the Institute of Chartered Accountants of India ("ICAI") together with the ethical requirements that are relevant to our audit of the financial statements under the provisions of the Act and the Rules made thereunder, and we have fulfilled our other ethical responsibilities in accordance with these requirements and the ICAI's Code of Ethics. We believe that the audit evidence obtained by us is sufficient and appropriate to provide a basis for our audit opinion on the financial statements.

#### Key Audit Matters

Key audit matters are those matters that, in our professional judgment, were of most significance in our audit of the financial statements of the current period. These matters were addressed in the context of our audit of the financial statements as a whole, and in forming our opinion thereon, and we do not provide a separate opinion on these matters. We have determined the matters described below to be the key audit matters to be communicated in our report.



Sr. No.	Key Audit Matter	Auditor's Response
1	<p><b>Allowance for credit loss on overdue trade receivables</b></p> <p>The Company has total outstanding trade receivable of Rs. 17.63 Crores (corresponding allowance for expected credit loss amounts to Rs. 4.70 Crores) as at 31 March 2024.</p> <p>The appropriate valuation of trade receivables is dependent on a number of factors such as age, credit worthiness, intent and ability of counter parties to make payment.</p> <p>The carrying value is adjusted with the allowance for credit loss amount calculated based on the above-mentioned factors, wherein estimates and judgements are involved considering the delay and default risk and hence it has been considered as a key audit matter.</p> <p>Refer to the accounting policies para 3.27.1 and Note 14 of the Financial Statements.</p>	<p>Our principal audit procedures performed include:</p> <ol style="list-style-type: none"> <li>1. Assessed the appropriateness of the Company's accounting policy by comparing the same with the applicable accounting standards.</li> <li>2. Evaluated the design and implementation and tested the operating effectiveness of controls over the (1) development of the methodology for the allowance for credit losses, including consideration of the current and estimated future economic conditions, (2) completeness and accuracy of information used in the estimation of probability of default and delay, and (3) computation of the allowance for credit losses.</li> <li>3. Assessed the profile of trade receivables and the economic environment applicable to these trade receivables by testing the input data such as credit reports and other credit related information used by the Management for a sample of such customers.</li> <li>4. Evaluated the simplified approach applied by the Company to identify lifetime expected credit losses. In doing so, tested the historical provision rates and an evaluation was carried out for the need for it to be adjusted to reflect relevant, reasonable and supportable information about expected recoveries in the future.</li> </ol>



		<p>5. Recomputed the expected credit loss allowance considering the above determined input data and compared the amounts so recomputed with the amounts recorded by the Management to determine if there were any material difference individually or in the aggregate.</p> <p>6. Evaluated the adequacy of the disclosures in the financial statements by mapping the same against the requirements of the applicable accounting standards.</p>
--	--	--

**Information Other than the Financial Statements and Auditor's Report Thereon**

- The Company's Board of Directors is responsible for the other information. The other information comprises the Board of Director's Report (but does not include the financial statements and our auditor's report thereon) which we obtained prior to the date of this auditor's report, and the Annual Report which is expected to be made available to us after that date.
- Our opinion on the financial statements does not cover the other information and we do not express any form of assurance conclusion thereon.
- In connection with our audit of the financial statements, our responsibility is to read the other information and, in doing so, consider whether the other information is materially inconsistent with the financial statements or our knowledge obtained during the course of our audit or otherwise appears to be materially misstated.
- If, based on the work we have performed on the other information that we obtained prior to the date of this auditor's report, we conclude that there is a material misstatement of this other information, we are required to report that fact. We have nothing to report in this regard.
- When we read the Annual Report, if we conclude that there is a material misstatement therein, we are required to communicate the matter to those charged with governance as required under SA 720 'The Auditor's responsibilities Relating to Other Information'.



**Responsibilities of Management and Those Charged with Governance for the Financial Statements**

The Company's Board of Directors is responsible for the matters stated in section 134(5) of the Act with respect to the preparation of these financial statements that give a true and fair view of the financial position, financial performance including other comprehensive income, cash flows and changes in equity of the Company in accordance with the accounting principles generally accepted in India, including Ind AS specified under section 133 of the Act. This responsibility also includes maintenance of adequate accounting records in accordance with the provisions of the Act for safeguarding the assets of the Company and for preventing and detecting frauds and other irregularities; selection and application of appropriate accounting policies; making judgments and estimates that are reasonable and prudent; and design, implementation and maintenance of adequate internal financial controls, that were operating effectively for ensuring the accuracy and completeness of the accounting records, relevant to the preparation and presentation of the financial statements that give a true and fair view and are free from material misstatement, whether due to fraud or error.

In preparing the financial statements, management and Board of Directors is responsible for assessing the Company's ability to continue as a going concern, disclosing, as applicable, matters related to going concern and using the going concern basis of accounting unless the Board of Directors either intend to liquidate the Company or to cease operations, or has no realistic alternative but to do so.

The Company's Board of Directors are also responsible for overseeing the Company's financial reporting process.

**Auditor's Responsibility for the Audit of the Financial Statements**

Our objectives are to obtain reasonable assurance about whether the financial statements as a whole are free from material misstatement, whether due to fraud or error, and to issue an auditor's report that includes our opinion. Reasonable assurance is a high level of assurance, but is not a guarantee that an audit conducted in accordance with SAs will always detect a material misstatement when it exists. Misstatements can arise from fraud or error and are considered material if, individually or in the aggregate, they could reasonably be expected to influence the economic decisions of users taken on the basis of these financial statements.

As part of an audit in accordance with SAs, we exercise professional judgment and maintain professional skepticism throughout the audit. We also:

- Identify and assess the risks of material misstatement of the financial statements, whether due to fraud or error, design and perform audit procedures responsive to those risks, and obtain audit evidence that is sufficient and appropriate to provide a basis for our opinion. The risk of not detecting a material misstatement resulting from fraud is higher than for one resulting from error, as fraud may involve collusion, forgery, intentional omissions, misrepresentations, or the override of internal control.
- Obtain an understanding of internal financial controls relevant to the audit in order to design audit procedures that are appropriate in the circumstances. Under section 143(3)(i) of the Act, we are also responsible for expressing our opinion on whether the Company has adequate internal financial controls with reference to financial statements in place and the operating effectiveness of such controls.



## **Deloitte Haskins & Sells**

- Evaluate the appropriateness of accounting policies used and the reasonableness of accounting estimates and related disclosures made by the management.
- Conclude on the appropriateness of management's use of the going concern basis of accounting and, based on the audit evidence obtained, whether a material uncertainty exists related to events or conditions that may cast significant doubt on the Company's ability to continue as a going concern. If we conclude that a material uncertainty exists, we are required to draw attention in our auditor's report to the related disclosures in the financial statements or, if such disclosures are inadequate, to modify our opinion. Our conclusions are based on the audit evidence obtained up to the date of our auditor's report. However, future events or conditions may cause the Company to cease to continue as a going concern.
- Evaluate the overall presentation, structure and content of the financial statements, including the disclosures, and whether the financial statements represent the underlying transactions and events in a manner that achieves fair presentation.

Materiality is the magnitude of misstatements in the financial statements that, individually or in aggregate, makes it probable that the economic decisions of a reasonably knowledgeable user of the financial statements may be influenced. We consider quantitative materiality and qualitative factors in (i) planning the scope of our audit work and in evaluating the results of our work; and (ii) to evaluate the effect of any identified misstatements in the financial statements.

We communicate with those charged with governance regarding, among other matters, the planned scope and timing of the audit and significant audit findings, including any significant deficiencies in internal financial controls that we identify during our audit.

We also provide those charged with governance with a statement that we have complied with relevant ethical requirements regarding independence, and to communicate with them all relationships and other matters that may reasonably be thought to bear on our independence, and where applicable, related safeguards.

From the matters communicated with those charged with governance, we determine those matters that were of most significance in the audit of the financial statements of the current period and are therefore the key audit matters. We describe these matters in our auditor's report unless law or regulation precludes public disclosure about the matter or when, in extremely rare circumstances, we determine that a matter should not be communicated in our report because the adverse consequences of doing so would reasonably be expected to outweigh the public interest benefits of such communication.

### **Report on Other Legal and Regulatory Requirements**

1. As required by Section 143(3) of the Act, based on our audit we report, that:
  - a) We have sought and obtained all the information and explanations which to the best of our knowledge and belief were necessary for the purposes of our audit.
  - b) In our opinion, proper books of account as required by law have been kept by the Company so far as it appears from our examination of those books except for not complying with the requirement of audit trail as stated in (i)(vi). The Company's daily backup of its accounting records are maintained in servers physically located outside India (Refer Note 52 to the financial statements).



- c) The Balance Sheet, the Statement of Profit and Loss including Other Comprehensive Income, the Cash Flow Statement and Statement of Changes in Equity dealt with by this Report are in agreement with the relevant books of account.
- d) In our opinion, the aforesaid financial statements comply with the Ind AS specified under Section 133 of the Act.
- e) On the basis of the written representations received from the directors as on 31 March 2024 taken on record by the Board of Directors, none of the directors is disqualified as on 31 March 2024 from being appointed as a director in terms of Section 164(2) of the Act.
- f) The modifications relating to the maintenance of accounts and other matters connected therewith, are as stated in paragraph (b) above.
- g) With respect to the adequacy of the internal financial controls with reference to financial statements of the Company and the operating effectiveness of such controls, refer to our separate Report in "Annexure A". Our report expresses an unmodified opinion on the adequacy and operating effectiveness of the Company's internal financial controls with reference to financial statements.
- h) With respect to the other matters to be included in the Auditor's Report in accordance with the requirements of section 197(16) of the Act, as amended,  
  
in our opinion and to the best of our information and according to the explanations given to us, the remuneration paid by the Company to its directors during the year is in accordance with the provisions of section 197 of the Act.
- i) With respect to the other matters to be included in the Auditor's Report in accordance with Rule 11 of the Companies (Audit and Auditors) Rules, 2014, as amended in our opinion and to the best of our information and according to the explanations given to us:
- i. The Company has disclosed the impact of pending litigations on its financial position in its financial statements - Refer Note 41 to the financial statements.
  - ii. The Company did not have any long-term contracts including derivative contracts for which there were any material foreseeable losses.
  - iii. There has been no delay in transferring amounts, required to be transferred, to the Investor Education and Protection Fund by the Company.
  - iv. (a) The Management has represented that, to the best of its knowledge and belief, other than as disclosed in the Note 53 (xi) to the financial statements no funds have been advanced or loaned or invested (either from borrowed funds or share premium or any other sources or kind of funds) by the Company to or in any other person(s) or entity(ies), including foreign entities ("Intermediaries"), with the understanding, whether recorded in writing or otherwise, that the Intermediary shall, directly or indirectly lend or invest in other persons or entities identified in any manner whatsoever by or on behalf of the Company ("Ultimate Beneficiaries") or provide any guarantee, security or the like on behalf of the Ultimate Beneficiaries.




- (b) The Management has represented, that, to the best of its knowledge and belief, other than as disclosed in the Note 53 (xii) to the financial statements, no funds have been received by the Company from any person(s) or entity(ies), including foreign entities ("Funding Parties"), with the understanding, whether recorded in writing or otherwise, that the Company shall, directly or indirectly, lend or invest in other persons or entities identified in any manner whatsoever by or on behalf of the Funding Party ("Ultimate Beneficiaries") or provide any guarantee, security or the like on behalf of the Ultimate Beneficiaries.
- (c) Based on the audit procedures performed that have been considered reasonable and appropriate in the circumstances, nothing has come to our notice that has caused us to believe that the representations under sub-clause (i) and (ii) of Rule 11(e), as provided under (a) and (b) above, contain any material misstatement.
- v. The final dividend proposed in the previous year, declared and paid by the Company during the year is in accordance with section 123 of the Act, as applicable.

The interim dividend declared and paid by the Company during the year and until the date of this report is in accordance with section 123 of the Companies Act 2013.

- vi. Based on our examination, which included test checks, the Company has used accounting softwares for maintaining its books of account for the year ended 31 March 2024, which have the feature of recording audit trail (edit log) facility and the same has operated throughout the year for all relevant transactions recorded in the softwares, except that:
- in respect of a software operated by third party service provider for maintaining payroll records, in the absence of an independent auditor's system and organization controls report covering the audit trail requirement at the database level, we are unable to comment whether the audit trail at the database level was enabled and operated throughout the year or whether there was any instance of the audit trail feature been tampered with.

Further, during the course of our audit, we did not come across any instance of audit trail feature being tampered with, in respect of accounting softwares for which the audit trail feature was enabled and operating.

As proviso to Rule 3(1) of the Companies (Accounts) Rules, 2014 is applicable from 1 April 2023, reporting under Rule 11 (g) of the Companies (Audit and Auditors) Rules, 2014 on preservation of audit trail as per the statutory requirements for record retention is not applicable for the year ended 31 March 2024.



**Deloitte  
Haskins & Sells**


2. As required by the Companies (Auditor's Report) Order, 2020 ("the Order") issued by the Central Government in terms of Section 143(11) of the Act, we give in "Annexure B" a statement on the matters specified in paragraphs 3 and 4 of the Order.

For **Deloitte Haskins & Sells**  
Chartered Accountants  
(Firm's Registration No.008072S)

*R. Prasanna Venkatesh*

**R. Prasanna Venkatesh**  
Partner  
Membership No. 214045  
(UDIN: 24214045BKEKCC8196)

Place: Chennai  
Date: 25 April 2024





**ANNEXURE "A" TO THE INDEPENDENT AUDITOR'S REPORT**

**(Referred to in paragraph 1(g) under 'Report on Other Legal and Regulatory Requirements' section of our report of even date)**

**Report on the Internal Financial Controls with reference to financial statements under Clause (i) of Sub-section 3 of Section 143 of the Companies Act, 2013 ("the Act")**

We have audited the internal financial controls with reference to financial statements of Dr. Agarwal's Eye Hospital Limited ("the Company") as at 31 March 2024 in conjunction with our audit of the Ind AS financial statements of the Company for the year ended on that date.

**Management's Responsibility for Internal Financial Controls**

The Company's management is responsible for establishing and maintaining internal financial controls with reference to financial statements based on criteria established by the Company considering the essential components of internal control stated in the Guidance Note on Audit of Internal Financial Controls Over Financial Reporting issued by the Institute of Chartered Accountants of India. These responsibilities include the design, implementation and maintenance of adequate internal financial controls that were operating effectively for ensuring the orderly and efficient conduct of its business, including adherence to the company's policies, the safeguarding of its assets, the prevention and detection of frauds and errors, the accuracy and completeness of the accounting records, and the timely preparation of reliable financial information, as required under the Companies Act, 2013.

**Auditor's Responsibility**

Our responsibility is to express an opinion on the Company's internal financial controls with reference to financial statements of the Company based on our audit. We conducted our audit in accordance with the Guidance Note on Audit of Internal Financial Controls Over Financial Reporting (the "Guidance Note") issued by the Institute of Chartered Accountants of India and the Standards on Auditing prescribed under Section 143(10) of the Companies Act, 2013, to the extent applicable to an audit of internal financial controls with reference to financial statements. Those Standards and the Guidance Note require that we comply with ethical requirements and plan and perform the audit to obtain reasonable assurance about whether adequate internal financial controls with reference to financial statements was established and maintained and if such controls operated effectively in all material respects.

Our audit involves performing procedures to obtain audit evidence about the adequacy of the internal financial controls with reference to financial statements and their operating effectiveness. Our audit of internal financial controls with reference to financial statements included obtaining an understanding of internal financial controls with reference to financial statements, assessing the risk that a material weakness exists, and testing and evaluating the design and operating effectiveness of internal control based on the assessed risk. The procedures selected depend on the auditor's judgement, including the assessment of the risks of material misstatement of the financial statements, whether due to fraud or error.

We believe that the audit evidence we have obtained, is sufficient and appropriate to provide a basis for our audit opinion on the Company's internal financial controls with reference to financial statements.



**Meaning of Internal Financial Controls with reference to financial statements**

A company's internal financial control with reference to financial statements is a process designed to provide reasonable assurance regarding the reliability of financial reporting and the preparation of financial statements for external purposes in accordance with generally accepted accounting principles. A company's internal financial control with reference to financial statements includes those policies and procedures that (1) pertain to the maintenance of records that, in reasonable detail, accurately and fairly reflect the transactions and dispositions of the assets of the company; (2) provide reasonable assurance that transactions are recorded as necessary to permit preparation of financial statements in accordance with generally accepted accounting principles, and that receipts and expenditures of the company are being made only in accordance with authorisations of management and directors of the company; and (3) provide reasonable assurance regarding prevention or timely detection of unauthorised acquisition, use, or disposition of the company's assets that could have a material effect on the financial statements.

**Inherent Limitations of Internal Financial Controls with reference to financial statements**

Because of the inherent limitations of internal financial controls with reference to financial statements, including the possibility of collusion or improper management override of controls, material misstatements due to error or fraud may occur and not be detected. Also, projections of any evaluation of the internal financial controls with reference to financial statements to future periods are subject to the risk that the internal financial control with reference to financial statements may become inadequate because of changes in conditions, or that the degree of compliance with the policies or procedures may deteriorate.

**Opinion**

In our opinion, to the best of our information and according to the explanations given to us, the Company has, in all material respects, an adequate internal financial controls with reference to financial statements and such internal financial controls with reference to financial statements were operating effectively as at 31 March 2024, based on the criteria for internal financial control with reference to financial statements established by the Company considering the essential components of internal control stated in the Guidance Note on Audit of Internal Financial Controls Over Financial Reporting issued by the Institute of Chartered Accountants of India.

For **Deloitte Haskins & Sells**  
Chartered Accountants  
(Firm's Registration No.008072S)

*R. Prasanna Venkatesh*

**R. Prasanna Venkatesh**  
Partner  
Membership No. 214045  
(UDIN: 24214045BKEKCC8196)

Place: Chennai  
Date: 25 April 2024



**ANNEXURE "B" TO THE INDEPENDENT AUDITOR'S REPORT**

(Referred to in paragraph 2 under 'Report on Other Legal and Regulatory Requirements' section of our report of even date)

- (i) In respect of property, plant and equipment and intangible assets:
- (a) (i) The Company has maintained proper records showing full particulars including quantitative details and situation of Property, Plant and Equipment, Capital work-in-progress and relevant details of right-of-use assets except in the case of Property, Plant and Equipment, where the Company is in the process of updating the records for quantitative details and situation of certain assets.
- (ii) The Company has maintained proper records showing full particulars of intangible assets.
- (b) The Property, Plant and Equipment, capital work-in-progress, and right-of-use assets were physically verified during the year by the Management in accordance with a regular programme of verification which, in our opinion, provides for physical verification at reasonable intervals. According to the information and explanation given to us, no material discrepancies were noticed on such verification.
- (c) The Company does not have any immovable properties, which are reported under Property, Plant and Equipment and, hence, reporting under clause(i)(c) of the CARO 2020 is not applicable.

In respect of immovable properties of land and building that have been taken on lease and disclosed as right of use assets as at the Balance sheet date, the lease agreements are duly executed in favour of the Company.

- (d) The Company has not revalued any of its property, plant and equipment (including right of use assets) and intangible assets during the year.
- (e) No proceedings have been initiated during the year or are pending against the Company as at 31 March 2024 for holding any benami property under the Benami Transactions (Prohibition) Act, 1988 (as amended in 2016) and rules made thereunder.
- (ii) (a) As explained to us, the inventories were physically verified during the year by the Management at reasonable intervals. In our opinion and according to the information and explanations given to us, the coverage and procedure of such verification by the Management is appropriate having regard to the size of the Company and the nature of its operations. No discrepancies of 10% or more in the aggregate for each class of inventories were noticed on such physical verification of inventories when compared with books of account.
- (b) According to the information and explanations given to us, the Company has not been sanctioned working capital limits in excess of Rs. 5 crores, in aggregate, at any point of time during the year, from banks or financial institutions on the basis of security of current assets. Hence, reporting on the quarterly returns or statements filed by the Company with such banks or financial institutions is not applicable.



- (iii) The Company has not made any investments in, provided any guarantee or security, and granted any loans or advances in the nature of loans, secured or unsecured, to companies, firms, Limited Liability Partnerships or any other parties during the year, and, hence, reporting under clause (iii) of the Order is not applicable.
- (iv) In our opinion and according to the information and explanations given to us, the Company has not granted any loans, made investments or provided guarantees/ security to any other entity during the year and, hence, reporting under clause (iv) of the CARO 2020 is not applicable.
- (v) According to the information and explanations given to us, the Company has not accepted any deposits or amounts which are deemed to be deposits during the year. Hence, reporting under clause 3(v) of the Order is not applicable.
- (vi) In our opinion and according to the information and explanations given to us, the Company has maintained the cost records which has been specified by the Central Government under section 148(1) of the Companies Act, 2013. We have broadly reviewed the cost records maintained by the Company pursuant to the Companies (Cost Records and Audit) Rules, 2014, as amended and prescribed by the Central Government under sub-section (1) of Section 148 of the Companies Act, 2013, and are of the opinion that, prima facie, the prescribed cost records have been made and maintained. We have, however, not made a detailed examination of the cost records with a view to determine whether they are accurate or complete.
- (vii) According to the information and explanations given to us, in respect of statutory dues:
- (a) Undisputed statutory dues, including Goods and Service tax, Provident Fund, Employees' State Insurance, Income-tax, duty of Custom, cess and other material statutory dues applicable to the Company have generally been regularly deposited by it with the appropriate authorities though there has been a delay in respect of remittance of Professional tax, Provident Fund, Employees' State Insurance and Labour Welfare Fund dues.
- There were no undisputed amounts payable in respect of Goods and Service tax, Provident Fund, Income-tax, duty of Custom, cess and other material statutory dues in arrears as at 31 March 2024 for a period of more than six months from the date they became payable.
- (b) There are no statutory dues referred in sub-clause (a) above which have not been deposited on account of disputes as on 31 March 2024.
- (viii) In our opinion and according to the information and explanations given to us, there were no transactions relating to previously unrecorded income that were surrendered or disclosed as income in the tax assessments under the Income Tax Act, 1961 (43 of 1961) during the year.
- (ix)(a) In our opinion and according to the information and explanations given to us, the Company has not defaulted in the repayment of loans or borrowings or in the payment of interest thereon to any lender during the year.
- (b) In our opinion and according to the information and explanations given to us, the Company has not been declared wilful defaulter by any bank or financial institution or government or any government authority.



## Deloitte Haskins & Sells

- (c) To the best of our knowledge and belief, in our opinion, term loans availed by the Company were, applied by the Company during the year for the purposes for which the loans were obtained, other than temporary deployment pending application.
- (d) In our opinion and according to the information and explanations given to us, funds raised on short-term basis have, prima facie, not been used during the year for long-term purposes by the Company.
- (e) The Company did not have any subsidiary or associate or joint venture during the year and, hence, reporting under clause (ix)(e) and clause (ix)(f) of the Order is not applicable.
- (x) (a) In our opinion and according to the information and explanations given to us, the Company has not raised moneys by way of initial public offer or further public offer (including debt instruments) during the year and, hence, reporting under clause (x)(a) of the Order is not applicable.
- (b) In our opinion and according to the information and explanations given to us, the Company has not made any preferential allotment or private placement of shares or convertible debentures (fully or partly or optionally) during the year and, hence, reporting under clause (x)(b) of the Order is not applicable to the Company.
- (xi) (a) To the best of our knowledge and according to the information and explanations given to us, no fraud by the Company and no material fraud on the Company by its officers or employees has been noticed or reported during the year.
- (b) To the best of our knowledge and according to the information and explanations given to us, no report under sub-section (12) of section 143 of the Companies Act has been filed in Form ADT-4 as prescribed under rule 13 of Companies (Audit and Auditors) Rules, 2014 with the Central Government, during the year and up to the date of this report.
- (c) As represented by Management, there were no whistle blower complaints received by the Company during the year and up to the date of this report.
- (xii) The Company is not a Nidhi Company and, hence, reporting under clause (xii) of the Order is not applicable.
- (xiii) In our opinion and according to the information and explanations given to us, the Company is in compliance with Section 177 and 188 of the Companies Act, 2013, where applicable, for all transactions with the related parties and the details of related party transactions have been disclosed in the financial statements etc. as required by the applicable accounting standards.
- (xiv) (a) In our opinion and according to the information and explanations given to us, the Company has an adequate internal audit system commensurate with the size and the nature of its business.
- (b) We have considered the internal audit reports issued to the Company during the year and covering the period up to 31 March 2024, in determining the nature, timings and extent of our audit procedures.



- (xv) In our opinion and according to the information and explanations given to us, during the year the Company has not entered into any non-cash transactions with its directors or directors of its holding, subsidiary or associate company or persons connected with them and hence provisions of section 192 of the Companies Act, 2013 are not applicable.
- (xvi) (a) The Company is not required to be registered under section 45-IA of the Reserve Bank of India Act, 1934. Hence, reporting under clause (xvi)(a), (b) and (c) of the Order is not applicable.
- (b) In our opinion and according to the information and explanations given to us, there is no core investment company within the Group (as defined in the Core Investment Companies (Reserve Bank) Directions, 2016) and, accordingly, reporting under clause (xvi)(d) of the Order is not applicable.
- (xvii) In our opinion and according to the information and explanations given to us, the Company has not incurred cash losses during the financial year covered by our audit and the immediately preceding financial year.
- (xviii) There has been no resignation of the statutory auditors of the Company during the year.
- (xix) On the basis of the financial ratios, ageing and expected dates of realization of financial assets and payment of financial liabilities, other information accompanying the financial statements and our knowledge of the Board of Directors and Management plans and based on our examination of the evidence supporting the assumptions, nothing has come to our attention, which causes us to believe that any material uncertainty exists as on the date of the audit report indicating that Company is not capable of meeting its liabilities existing at the date of balance sheet as and when they fall due within a period of one year from the balance sheet date. We, however, state that this is not an assurance as to the future viability of the Company. We further state that our reporting is based on the facts up to the date of the audit report and we neither give any guarantee nor any assurance that all liabilities falling due within a period of one year from the balance sheet date, will get discharged by the Company as and when they fall due.
- (xx) In our opinion and according to the information and explanations given to us, the Company has fully spent the required amount towards Corporate Social Responsibility (CSR) and there are no unspent CSR amount for the year requiring a transfer to a Fund specified in Schedule VII to the Companies Act or special account in compliance with the provision of sub-section (6) of section 135 of the said Act. Accordingly, reporting under clause (xx) of the Order is not applicable for the year.



**Deloitte  
Haskins & Sells**

(xxi) The Company does not have any subsidiary or associate or joint venture during the year and hence, is not required to prepare consolidated financial statements. Accordingly, clause (xxi) of the Order is not applicable.

For **Deloitte Haskins & Sells**  
Chartered Accountants  
(Firm's Registration No.008072S)

*R. Prasanna Venkatesh*

**R. Prasanna Venkatesh**  
Partner  
Membership No. 214045  
(UDIN: 24214045BKEKCC8196)

Place: Chennai  
Date: 25 April 2024



# Dr. Agarwal's Eye Hospital Limited

CIN : L85110TN1994PLC027366

## Balance Sheet as at 31st March 2024

(Amount in INR Crores)

Particulars	Notes	As at 31st March 2024	As at 31st March 2023
<b>ASSETS</b>			
<b>Non-Current Assets</b>			
Property, plant and equipment	5	120.87	85.31
Right of use assets	6	193.96	173.92
Capital work-in-progress	7	97.44	62.21
Goodwill	8	0.18	0.18
Other intangible assets	8	0.62	0.96
Financial assets			
Other financial assets	9	8.50	7.11
Non current tax assets (net)	10	-	0.41
Deferred tax assets (net)	11	10.03	9.71
Other non-current assets	12	4.33	3.59
<b>Total non-current assets</b>		<b>435.93</b>	<b>343.40</b>
<b>Current Assets</b>			
Inventories	13	9.75	6.00
Financial assets			
Trade receivables	14	12.93	10.11
Cash and cash equivalents	15	32.88	27.38
Bank balances other than cash and cash equivalents	16	0.86	0.72
Other financial assets	17	1.96	2.08
Other current assets	18	1.45	0.25
<b>Total current assets</b>		<b>59.83</b>	<b>46.54</b>
<b>TOTAL ASSETS</b>		<b>495.76</b>	<b>389.94</b>
<b>EQUITY AND LIABILITIES</b>			
<b>Equity</b>			
Equity share capital	19	4.70	4.70
Other equity	20	152.45	108.64
<b>Total equity</b>		<b>157.15</b>	<b>113.34</b>
<b>Liabilities</b>			
<b>Non-current liabilities</b>			
Financial liabilities			
Borrowings	21	44.46	35.77
Lease liabilities	22	203.59	177.97
Other financial liabilities	23	2.36	1.58
Provisions	24	7.43	6.20
<b>Total non-current liabilities</b>		<b>257.84</b>	<b>221.52</b>





# Dr. Agarwal's Eye Hospital Limited

CIN : L85110TN1994PLC027366

## Balance Sheet as at 31st March 2024


(Amount in INR Crores)

Particulars	Notes	As at 31st March 2024	As at 31st March 2023
<b>Current liabilities</b>			
Financial liabilities			
Borrowings	25	6.84	8.06
Lease liabilities	26	13.13	10.67
Trade payables	27		
- Total outstanding dues of micro enterprises and small enterprises		4.62	2.28
- Total outstanding dues of creditors other than micro enterprises and small enterprises		27.22	24.41
Other financial liabilities	28	20.28	4.52
Other current liabilities	29	5.19	4.10
Current tax liabilities (net)	10	2.20	-
Provisions	30	1.29	1.04
<b>Total current liabilities</b>		<b>80.77</b>	<b>55.08</b>
<b>Total liabilities</b>		<b>338.61</b>	<b>276.60</b>
<b>TOTAL EQUITY AND LIABILITIES</b>		<b>495.76</b>	<b>389.94</b>

The accompanying notes form an integral part of the Financial Statements

As per our report of even date attached

For Deloitte Haskins & Sells  
Chartered Accountants  
Firm's Registration Number: 008072S



R. Prasanna Venkatesh  
Partner  
Membership No.: 214045

For and on behalf of Board of Directors




Dr. Amar Agarwal  
Chairman & Managing Director  
00435684

Place : Chennai  
Date : 25th April 2024



Dr. Athiya Agarwal  
Wholetime Director  
01365659

Place : Chennai  
Date : 25th April 2024



Mr. B. Udhay Shankar  
Chief Financial Officer

Place : Chennai  
Date : 25th April 2024



Ms. Meenakshi Jayaraman  
Company Secretary

Place : Chennai  
Date : 25th April 2024

Place : Chennai  
Date : 25th April 2024



# Dr. Agarwal's Eye Hospital Limited

CIN : L85110TN1994PLC027366

## Statement of Profit and Loss for the period ended 31st March 2024


(Amount in INR Crores)

Particulars	Notes	For the year ended 31st March 2024	For the year ended 31st March 2023
<b>INCOME</b>			
Revenue from operations	31	319.30	268.10
Other income	32	4.97	1.55
<b>Total income</b>		<b>324.27</b>	<b>269.65</b>
<b>EXPENSES</b>			
Purchases of stock-in-trade	33	35.95	30.68
Changes in inventories of finished goods, stock-in-trade and work-in-progress	34	(2.25)	(0.87)
Consumption of Surgical lens including other consumables		36.85	31.15
Consultancy charges for Doctors		48.37	38.55
Employee benefits expense	35	63.78	53.26
Finance costs	36	7.17	6.87
Depreciation and amortisation expenses	37	26.61	20.18
Other expenses	38	45.54	40.43
<b>Total Expenses</b>		<b>262.02</b>	<b>220.25</b>
<b>Profit before Tax</b>		<b>62.25</b>	<b>49.40</b>
<b>Tax Expense</b>			
Current tax	10.1	16.22	12.33
Deferred tax (Net)	10.1	(0.33)	0.15
<b>Total tax expenses</b>		<b>15.89</b>	<b>12.48</b>
<b>Profit for the year</b>		<b>46.36</b>	<b>36.92</b>
<b>OTHER COMPREHENSIVE INCOME/ (LOSS)</b>			
<b>Items that will not be reclassified to profit or loss</b>			
Remeasurements of the defined benefit liabilities / (asset)		0.05	(0.48)
Income tax relating to items that will not be reclassified to profit or loss		(0.01)	0.13
<b>Total other comprehensive income</b>		<b>0.04</b>	<b>(0.35)</b>
<b>Total comprehensive income for the period</b>		<b>46.40</b>	<b>36.57</b>
<b>Earnings per equity share (Face value of INR 10/- each)</b>			
Basic (in INR )		98.64	78.55
Diluted (in INR )	46	98.64	78.55

The accompanying notes form an integral part of the Financial Statements

As per our report of even date attached

**For Deloitte Haskins & Sells**  
Chartered Accountants  
Firm's Registration Number: 008072S



**R. Prasanna Venkatesh**  
Partner  
Membership No.: 214045


**For and on behalf of Board of Directors**

  
**Dr. Amar Agarwal**  
Chairman & Managing Director  
00435684


Place : Chennai  
Date : 25th April 2024

  
**Dr. Athiya Agarwal**  
Wholetime Director  
01365659

Place : Chennai  
Date : 25th April 2024

  
**Mr. B. Udhay Shankar**  
Chief Financial Officer

Place : Chennai  
Date : 25th April 2024

  
**Ms. Meenakshi Jayaraman**  
Company Secretary

Place : Chennai  
Date : 25th April 2024

Place : Chennai  
Date : 25th April 2024



# Dr. Agarwal's Eye Hospital Limited

CIN : L85110TN1994PLC027366

## Statement of Changes in Equity for the period ended 31st March 2024

### A. EQUITY SHARE CAPITAL

(Amount in INR Crores)

Particulars	Equity Share Capital
Balance as at 1st April 2022	4.70
Changes in equity share capital during the period	-
Balance as at 31st March 2023	4.70
Changes in equity share capital during the period	*
Balance as at 31st March 2024	4.70

### B. OTHER EQUITY

(Amount in INR Crores)

Particulars	Reserves and Surplus			
	Securities Premium	General Reserve	Retained Earnings	Total(A)
Balance as at 1st April 2022	5.51	0.83	67.14	73.48
Profit for the period			36.92	36.92
Payment of Dividend on equity shares			(1.41)	(1.41)
Remeasurements of the defined benefit plans (net of taxes)*			(0.35)	(0.35)
Balance as at 31st March 2023	5.51	0.83	102.30	108.64
Profit for the period			46.36	46.36
Payment of Dividend on equity shares			(2.59)	(2.59)
Remeasurements of the defined benefit plans (net of taxes)*			0.04	0.04
Balance as at 31st March 2024	5.51	0.83	146.11	152.45

\*Remeasurements of the defined benefit plans (net of taxes) are recognised as a part of retained earnings.

As per our report of even date attached

For Deloitte Haskins & Sells  
Chartered Accountants  
Firm's Registration Number: 008072S

*R. Prasanna Venkatesh*

R. Prasanna Venkatesh  
Partner

Membership No.: 214045

For and on behalf of Board of Directors

*Agarwal* *A. Athiya*

Dr. Amar Agarwal      Dr. Athiya Agarwal  
Chairman & Managing Director      Wholetime Director  
00435684      01365659  
Place : Chennai      Place : Chennai  
Date : 25th April 2024      Date : 25th April 2024

Place : Chennai  
Date : 25th April 2024

*R. Udhay Shankar* *Ms. Meenakshi Jayaraman*  
Mr.B. Udhay Shankar      Ms. Meenakshi Jayaraman  
Chief Financial Officer      Company Secretary  
Place : Chennai      Place : Chennai  
Date : 25th April 2024      Date : 25th April 2024




# Dr. Agarwal's Eye Hospital Limited

CIN : L85110TN1994PLC027366

## Cash Flow Statement for the period ended 31st March 2024

(Amount in INR Crores)

Particulars	For the year ended 31st March 2024	For the year ended 31st March 2023
<b>A: CASH FLOW FROM OPERATING ACTIVITIES</b>		
Profit before tax as per statement of profit and loss	62.25	49.40
<b>Adjusted for:</b>		
(Profit)/ loss on sale/ discard of property, plant and equipment and other intangible assets (net)	0.23	(0.03)
Bad debts and net allowance for expected credit losses/ (reversal of) doubtful receivables	0.86	0.80
Interest on deferred consideration	0.08	0.14
Depreciation and amortisation expense	26.61	20.18
Net foreign exchange (gain)/ loss	-	0.11
Liabilities/ provisions no longer required written back	(1.72)	(0.24)
Interest income	(1.95)	(0.78)
Finance costs	7.04	6.62
<b>Operating profit before working capital changes</b>	<b>93.40</b>	<b>76.20</b>
<b>Adjustments for (increase)/decrease in operating assets:</b>		
Inventories	(3.75)	(0.27)
Trade receivables	(3.71)	(1.98)
Other financial assets - Non current	(0.70)	0.51
Other financial assets - Current	0.46	0.79
Other current assets	(1.20)	2.82
<b>Adjustments for increase/(decrease) in operating liabilities:</b>		
Trade payables	6.86	1.03
Other financial liabilities - Non current	1.26	0.03
Other financial liabilities - Current	8.15	-
Provisions	1.52	1.40
Other current liabilities	1.09	0.61
<b>Cash generated from operations</b>	<b>103.38</b>	<b>81.14</b>
Income Taxes paid (net of refunds)	(13.61)	(11.52)
<b>Net cash generated from operating activities (A)</b>	<b>89.77</b>	<b>69.62</b>
<b>B: CASH FLOW FROM INVESTING ACTIVITIES</b>		
Capital expenditure towards tangible assets (including capital advances, net of capital creditors)	(71.31)	(70.34)
Proceeds from Sale of Property, Plant and Equipment	1.00	0.07
Capital expenditure towards intangible assets	(0.01)	-
Deferred consideration paid	(0.50)	(0.50)
Increase in Bank balances not considered as Cash and cash equivalents	(0.14)	(0.04)
Interest Received on Fixed Deposit	0.92	0.20
<b>Net cash (used in) investing activities (B)</b>	<b>(70.04)</b>	<b>(70.61)</b>



# Dr. Agarwal's Eye Hospital Limited

CIN : L85110TN1994PLC027366

## Cash Flow Statement for the period ended 31st March 2024

(Amount in INR Crores)

Particulars	For the year ended 31st March 2024	For the year ended 31st March 2023
<b>C: CASH FLOW FROM FINANCING ACTIVITIES</b>		
Proceeds from Borrowings	15.00	20.94
Repayment of Borrowings	(7.53)	(9.05)
Dividend paid (including tax thereon)	(2.58)	(1.41)
Finance costs paid on borrowings	(0.23)	(1.78)
Payment of lease liabilities	(18.89)	(8.44)
<b>Net cash generated from/ (used in) financing activities (C)</b>	<b>(14.23)</b>	<b>0.26</b>
<b>Net Increase / (Decrease) in Cash and Cash Equivalents (A+B+C) = (D)</b>	<b>5.50</b>	<b>(0.73)</b>
<b>Cash and cash equivalents at the beginning of the period (E)</b>	<b>27.38</b>	<b>28.11</b>
<b>Cash and cash equivalents at the end of the period (D) + (E)</b>	<b>32.88</b>	<b>27.38</b>

As per our report of even date attached

**For Deloitte Haskins & Sells  
Chartered Accountants**

Firm's Registration Number: 008072S

*R. Prasanna Venkatesh*

**R. Prasanna Venkatesh  
Partner**

Membership No.: 214045

**For and on behalf of Board of Directors**

*Dr. Amar Agarwal*  
**Dr. Amar Agarwal  
Chairman & Managing  
Director  
00435684**

Place : Chennai  
Date : 25th April 2024

*Dr. Athiya Agarwal*  
**Dr. Athiya Agarwal  
Wholetime Director  
01365659**

Place : Chennai  
Date : 25th April 2024

*Mr. B. Udhay Shankar*

**Mr. B. Udhay Shankar  
Chief Financial Officer**

Place : Chennai  
Date : 25th April 2024

*Ms. Meenakshi Jayaraman*

**Ms. Meenakshi Jayaraman  
Company Secretary**

Place : Chennai  
Date : 25th April 2024

Place : Chennai  
Date : 25th April 2024



# Dr. Agarwal's Eye Hospital Limited

## Notes to the Financial Statements for the year ended 31st March 2024

### 1 Corporate Information

Dr. Agarwal's Eye Hospital Limited ('the Company') was incorporated on 22 April 1994 and is primarily engaged in running, owning and managing eye care hospitals, opticals, pharmacies, etc. and related services. As at 31st March 2024, the Company is operating in 50 locations in India.

### 2 Application of New and Revised Ind AS

All the Indian Accounting Standards issued and notified by the Ministry of Corporate Affairs under the Companies (Indian Accounting Standards) Rules, 2015 (as amended) till the financial statements are authorised have been considered in preparing these financial statements. There is no other Indian Accounting Standard that has been issued as of that date but was not mandatorily effective.

Ministry of Corporate Affairs (MCA) notifies new standard or amendments to the existing standards under Companies (Indian Accounting Standards) Rules as issued from time to time. On 31st March 2024, MCA amended the Companies (Indian Accounting Standards) Rules, 2015 by issuing the Companies (Indian Accounting Standards) Amendments Rules, 2023, applicable from April 1, 2023, as below:

#### Ind AS 1 - Presentation of Financial Statements

This amendment requires the entities to disclose their material accounting policies rather than their significant accounting policies. The effective date for adoption of this amendment is annual periods beginning on or after 01 April 2023.

The company has adopted the amendments to Ind AS 1 for the first time in the current year. The amendments change the requirements in Ind AS 1 with regard to disclosure of accounting policies. The amendments replace all instances of the term 'significant accounting policies' with 'material accounting policy information'. Accounting policy information is material if, when considered together with other information included in an entity's financial statements, it can reasonably be expected to influence decisions that the primary users of general purpose financial statements make on the basis of those financial statements

The supporting paragraphs in Ind AS 1 are also amended to clarify that accounting policy information that relates to immaterial transactions, other events or conditions is immaterial and need not be disclosed. Accounting policy information may be material because of the nature of the related transactions, other events or conditions, even if the amounts are immaterial. However, not all accounting policy information relating to material transactions, other events or conditions is itself material.

#### Ind AS 8 - Accounting Policies, Changes in Accounting Estimates and Errors

The company has adopted the amendments to Ind AS 8 for the first time in the current year. The amendments replace the definition of a change in accounting estimates with a definition of accounting estimates. Under the new definition, accounting estimates are "monetary amounts in financial statements that are subject to measurement uncertainty". The definition of a change in accounting estimates was deleted.

### 3 Material accounting policies

#### 3.1 Statement of Compliance

The Financial Statements have been prepared in accordance with Indian Accounting Standards notified under the Companies (Indian Accounting Standards) Rules, 2015 and relevant amendment rules issued thereafter.

The financial statements were authorised for the issue by the Company's Board of Directors on 25th April 2024.

#### 3.2 Basis of Preparation and Presentation of Financial Statements

These financial statements have been prepared on the historical cost basis, except for certain financial instruments which are measured at fair values at the end of each reporting period, as explained in accounting policies below. Historical cost is generally based on the fair value of the consideration given in exchange for goods and services.


Fair value is the price that would be received to sell an asset or paid to transfer a liability in an orderly transaction between market participants at the measurement date, regardless of whether that price is directly observable or estimated using another valuation technique. In estimating the fair value of an asset or a liability, the Company takes into account the characteristics of the asset or liability if market participants would take those characteristics into account when pricing the asset or liability at the measurement date.

In addition, for financial reporting purposes, fair value measurements are categorised into Level 1, 2, or 3 based on the degree to which the inputs to the fair value measurements are observable and the significance of the inputs to the fair value measurement in its entirety, which are described as follows:

- Level 1 inputs are quoted prices (unadjusted) in active markets for identical assets or liabilities that the entity can access at the
- Level 2 inputs are inputs, other than quoted prices included within Level 1, that are observable for the asset or liability, either directly or
- Level 3 inputs are unobservable inputs for the asset or liability.

#### 3.3 Use of Estimates

The preparation of the financial statements requires the Management to make estimates and assumptions considered in the reported amounts of assets and liabilities (including contingent liabilities) as of the date of the financial statements and the reported income and expenses during the reporting period. Examples of such estimates include provision for doubtful debts/advances, provision for employee benefits, useful lives of fixed assets, lease term, provision for contingencies etc. Management believes that the estimates used in the preparation of the financial statements are prudent and reasonable. Future results may vary from these estimates. Estimates and underlying assumptions are reviewed on an ongoing basis. Revisions to accounting estimates are recognized prospectively in the year in which the estimate is revised and/or in future years, as applicable.



## Dr. Agarwal's Eye Hospital Limited

### Notes to the Financial Statements for the year ended 31st March 2024

#### 3.4 Cash and Cash Equivalents (for the purpose of Cash Flow Statement)

Cash comprises cash on hand, cheques and demand drafts on hand, balances with banks in current accounts / demand deposits. Cash equivalents are short-term balances (with an original maturity of three months or less from the date of acquisition), highly liquid investments that are readily convertible into known amounts of cash and which are subject to insignificant risk of changes in value. Bank balances other than the balance included in cash and cash equivalents represents balance on account of margin money deposit with banks and balances in earmarked Escrow accounts.

#### 3.5 Cash Flow Statement

Cash flows are reported using the indirect method, whereby profit / (loss) before extraordinary items and tax is adjusted for the effects of transactions of non-cash nature and any deferrals or accruals of past or future cash receipts or payments. The cash flows from operating, investing and financing activities of the Company are segregated based on the available information.

#### 3.6 Functional and Presentation Currency

Items included in the financial statements of the Company are measured using the currency of the primary economic environment in which the Company operates (i.e. the "functional currency"). The financial statements are presented in Indian Rupees (Rs.), the national currency of India, which is the functional currency of the Company. All the financial information have been presented in crores of Indian Rupees except for share data and as otherwise stated.

#### 3.7 Operating Cycle

Based on the nature of products / activities of the Company and the normal time between acquisition of assets and their realization in cash or cash equivalents, the Company has determined its operating cycle as 12 months for the purpose of classification of its assets and liabilities as current and non-current.

#### 3.8 Business Combinations

Business combinations in which control is acquired are accounted for using the acquisition method, other than those between entities subject to common control. The consideration transferred in a business combination is measured at fair value, which is calculated as the sum of the acquisition date fair values of the assets transferred by the Company, liabilities incurred by the Company to the former owners of the acquiree and the equity interests issued by the Company in exchange of control of the acquiree. Acquisition related costs are generally recognised in Statement of Profit and Loss as incurred. Contingent consideration, if any, is measured at its acquisition date fair value. Subsequent changes to the fair values are recognised in the Statement of Profit and Loss unless such adjustments qualify as measurement period adjustments in which such it is adjusted to the cost of acquisition.

If the initial accounting for a business combination is incomplete by the end of the reporting period in which the combination occurs, the Company reports provisional amounts for the items for which the accounting is incomplete. Those provisional amounts are adjusted during the measurement period, or additional assets or liabilities are recognized, to reflect new information obtained about facts and circumstances that existed as of the acquisition date that, if known, would have affected the amounts recognized as of that date. The measurement period is the period from the date of acquisition to the date the Company obtains complete information about facts and circumstances that existed as of the acquisition date. The measurement period is subject to a maximum of one year subsequent to the acquisition date.

At the acquisition date, the identifiable assets acquired and the liabilities assumed are recognised at their fair value, except that

- Deferred tax assets or liabilities related to employee benefits arrangements are recognised and measured in accordance with Ind AS 12 Income taxes and Ind AS 19 Employee benefits respectively.
- liabilities or equity instruments related to share-based payment arrangements of the acquiree or share-based payment arrangements of the company entered into to replace share-based payment arrangements of the acquiree are measured in accordance with Ind AS 102 at the acquisition date (see below) and
- assets (or disposal groups) that are classified as held for sale in accordance with Ind AS 105 are measured in accordance with that Standard.

Intangible assets acquired in a business combination and recognized separately from goodwill are initially recognized at their fair value at the acquisition date. Goodwill is measured as the excess of the sum of the consideration transferred, the amount of any non-controlling interests in the acquiree (if any) over the net of the acquisition date amounts of the identifiable assets acquired and the liabilities assumed. Contracts acquired in a business combination are assessed for whether favorable or unfavorable relative to current market terms and if such favorable or unfavorable terms exist, the Company adjusts the effects of such terms in the measurement of the related assets or liabilities.

Non-controlling interests that are present ownership interests and entitle their holders to a proportionate share of the entity's net assets in the event of liquidation may be initially measured either at fair value or at the non-controlling interests' proportionate share of the recognised amounts of the acquiree's identifiable net assets. Contingent liabilities acquired in a business combination are initially measured at fair value at the date of acquisition.

When a business combination is achieved in stages, the Company's previously held equity interest in the acquiree is remeasured to its acquisition-date fair value and the resulting gain or loss, if any, is recognised in profit or loss. Amounts arising from interests in the acquiree prior to the acquisition date that have previously been recognised in other comprehensive income are reclassified to profit or loss where such treatment would be appropriate if that interest were disposed of.



## Dr. Agarwal's Eye Hospital Limited

### Notes to the Financial Statements for the year ended 31st March 2024

#### 3.9 Property, Plant & Equipment

Property, Plant and Equipment are stated at cost less accumulated depreciation and accumulated impairment loss (if any). The cost of Property, Plant and Equipment comprises its purchase price net of any trade discounts and rebates and includes taxes, duties, freight, incidental expenses related to the acquisition and installation of the assets concerned and is net Goods and Service Tax (GST), wherever the credit is availed. Borrowing costs paid during the period of construction in respect of borrowed funds pertaining to construction / acquisition of qualifying property, plant and equipment is adjusted to the carrying cost of the underlying property, plant and equipment.

Any part or components of property, plant and equipment which are separately identifiable and expected to have a useful life which is different from that of the main assets are capitalized separately, based on the technical assessment of the Management.

Advances paid towards the acquisition of Property, Plant and Equipment outstanding at each balance sheet date are disclosed as "Capital Advances" under Other Non Current Assets and cost of Property, Plant and Equipment not ready to use before such date are disclosed under "Capital Work- in- Progress".

#### Depreciation

Depreciable amount for assets is the cost of an asset less its estimated residual value.

Depreciation on tangible property, plant and equipment has been provided on the straight line method (change in method of depreciation effective from 1st April 2022) as per the useful life prescribed in Schedule II to the Companies Act, 2013 except in cases of certain assets where the management's estimate of the useful life based on technical assessment is less than the life prescribed in Schedule II in which case depreciation is provided on the useful life as assessed by the management.

Category	Useful life
Leasehold Improvements	Over lease term
Medical Equipments	1-15 years
Office Equipments	1-5 years
Vehicles	8-10 years
Computers	1-6 years
Electrical Fittings	1-10 years
Furniture and Fixtures	1-10 years
Lab Equipments	10 years

Depreciation is accelerated on property, plant and equipment, based on their condition, usability etc., as per the technical estimates of the Management, where necessary.

An item of property, plant and equipment is derecognized upon disposal or when no future economic benefits are expected to arise from the continued use of the asset. Any gain or loss arising on the disposal or retirement of an item of property, plant and equipment is determined as the difference between the sales proceeds and the carrying amount of the asset and is recognized in the Statement of Profit and Loss.

#### 3.10 Goodwill

Goodwill is measured as the excess of the sum of the consideration transferred, the amount of any non-controlling interests in the acquiree, and the fair value of the acquirer's previously held equity interest in the acquire (if any) over the net of the acquisition-date amounts of the identifiable assets acquired and the liabilities assumed.

For the purpose of impairment testing, goodwill acquired in a business combination is, from the acquisition date, allocated to each of the Company's cash-generating units that are expected to benefit from the combination, irrespective of whether other assets or liabilities of the acquiree are assigned to those units. Cash generating unit to which goodwill has been allocated is tested for impairment annually, or more frequently when there is an indication that the unit may be impaired. If the recoverable amount of the cash generating unit is less than its carrying amount, the impairment loss is allocated first to reduce the carrying amount of any goodwill allocated to the unit and then to the other assets of the unit pro rata based on the carrying amount of each asset in the unit. Any impairment loss for goodwill is recognized in the Statement of Profit and Loss. An impairment loss recognized for goodwill is not reversed in subsequent periods.

Where goodwill has been allocated to a cash-generating unit and part of the operation within that unit is disposed of, the goodwill associated with the disposed operation is included in the carrying amount of the operation when determining the gain or loss on disposal. Goodwill disposed in these circumstances is measured based on the relative values of the disposed operation and the portion of the cash-generating unit retained.





## Dr. Agarwal's Eye Hospital Limited

### Notes to the Financial Statements for the year ended 31st March 2024

#### 3.11 Intangible Assets

Intangible assets with finite useful lives that are acquired separately are carried at cost less accumulated amortization and accumulated impairment losses (if any). The intangible assets are amortized over their respective individual estimated useful lives on a straight-line basis, commencing from the date of asset available to Company for its use. The useful life considered for the intangible assets are as under:

(i) Software- Amortized over a period of 5 years

(ii) Non-compete - In respect of acquisitions, with effect from 1st April 2023, are amortized over the agreement term unless a shorter useful life is warranted as per the nature of the acquisition.

The estimated useful life and amortization method are reviewed at the end of each reporting period, with the effect of any changes in estimate being accounted for on prospective basis. Intangible assets with indefinite useful lives that are acquired separately are carried at cost less accumulated impairment losses.

An Intangible asset is derecognized on disposal or when no future economic benefits are expected from use of disposal. Gains or losses arising from derecognition of an intangible asset measured as the difference between the net disposal proceeds and the carrying amount of the asset as recognized in profit or loss when the asset is derecognized.

#### 3.12 Intangible Assets under Development

Product Development activities involve a plan or design for the production of new or substantially improved products and processes. Development expenditures are capitalized only if development costs can be measured reliably, the product or process is technically and commercially feasible, future economic benefits are probable, and the Company intends to and has sufficient resources to complete development and to use or sell the asset.

The expenditures to be capitalized include the cost of materials and other costs directly attributable to preparing the asset for its intended use. Other development expenditures are recognized in the statement of profit and loss as incurred.

#### 3.13 Research and Development Expenditure

Expenditure on research activities are recognized as expense in the period in which it is incurred.

An internally generated intangible asset arising from development (or from development phase of an internal project) is recognized if, and only if, all the following have been demonstrated:

a) the technical feasibility of completing the intangible assets so that it will be available for use or sale;

b) the intention to complete the intangible asset and use or sell it;

c) the ability to use or sell the intangible asset;

d) how the intangible asset will generate probable future economic benefits;

e) the availability of adequate technical, financial and other resources to complete the development and to use or sell the intangible asset;

f) the ability to reliably measure the expenditure attributable to the intangible asset during its development.

The amount initially recognized for internally-generated intangible assets is the sum of the expenditure incurred from the date when the intangible asset first meets the recognition criteria listed above. Where no internally-generated asset can be recognized, development expenditure is recognized in the statement of profit and loss in the period in which it is incurred.

Subsequent to initial recognition, internally-generated intangible assets are reported at cost less accumulated amortization and accumulated impairment losses, on the same basis as intangible assets that are acquired separately.

#### 3.14 Impairment of Tangible and Intangible Assets

At the end of each reporting period, the Company reviews the carrying amounts of its tangible and intangible assets to determine whether there is any indication that those assets have suffered an impairment loss. If any such indication exists, the recoverable amount of the asset is estimated in order to determine the extent of the impairment loss (if any). Where it is not possible to estimate the recoverable amount of an individual asset, the Company estimates the recoverable amount of the cash-generating unit to which the asset belongs. Where a reasonable and consistent basis of allocation can be identified, corporate assets are also allocated to individual cash-generating units, or otherwise they are allocated to the smallest group of cash-generating units for which a reasonable and consistent allocation basis can be identified. Intangible assets with indefinite useful lives and intangible assets not yet available for use are tested for impairment at least annually, and whenever there is an indication that the asset may be impaired.

Recoverable amount is the higher of fair value less costs to sell and value in use. In assessing value in use, the estimated future cash flows are discounted to their present value using a pre-tax discount rate that reflects current market assessments of the time value of money and the risks specific to the asset for which the estimates of future cash flows have not been adjusted.

If the recoverable amount of an asset (or cash-generating unit) is estimated to be less than its carrying amount, the carrying amount of the asset (or cash-generating unit) is reduced to its recoverable amount. An impairment loss is recognized immediately in the Statement of Profit and Loss, unless the relevant asset is carried at a revalued amount, in which case the impairment loss is treated as a revaluation.

When an impairment loss subsequently reverses, the carrying amount of the asset (or a cash generating unit) is increased to the revised estimate of its recoverable amount, but so that the increased carrying amount does not exceed the carrying amount that would have been determined had no impairment loss been recognized for the asset (or cash generating unit) in prior years. A reversal of an impairment loss is recognized immediately in profit or loss.

The Company's policy for impairment of Goodwill is given in Note 3.10 above.



## Dr. Agarwal's Eye Hospital Limited

### Notes to the Financial Statements for the year ended 31st March 2024

#### 3.15 Inventories

Inventory of Traded Goods comprising Opticals, Pharmaceutical Products, Contact Lenses and Accessories and Consumables are valued at lower of cost ascertained using the First-in-First-out method and net realizable value. Cost includes cost of purchase, freight, taxes, duties and other charges incurred for bringing the goods to the present location and condition and are net of GST credit, wherever credit has been availed.

Net realizable value represents the estimated selling price for inventories less all estimated costs of completion and costs necessary to make the sale.

Due allowance is estimated and made for unusable/ non-saleable/ expired items of inventory wherever necessary, based on the past experience of the Company and such allowances are adjusted against the inventory carrying value.

#### 3.16 Revenue Recognition

##### (i) Revenue from Operations

Revenue is measured at the fair value of the consideration received or receivable. Revenue is recognized upon transfer of control of promised products or services to customers in an amount that reflects the consideration we expect to receive in exchange for those products or services. Sales and Service Income exclude Goods and Service Tax (GST) and are net of trade / volume discounts, where applicable.

Sale of products comprising Sale of Optical Frames and Lens, Pharmaceutical Products, Contact Lens and related accessories and food items is recognised on delivery of items to the customers and when control on goods is passed on to the customers.

Sale of services comprising Income from Consultation, Surgeries, Treatments and Investigations performed are recognised when performance obligation is satisfied at a point in time, on rendering the related services.

Other Operating Income comprises medical support services provided by the Company and is recognised on rendering the related services.

##### (ii) Other Income

Interest income from a financial asset is recognized when it is probable that the economic benefits will flow to the Company and the amount of income can be measured reliably. Interest income is accrued on a time basis, by reference to the principal outstanding and at the effective interest rate applicable, which is the rate that exactly discounts estimated future cash receipts through the expected life of the financial asset to that asset's net carrying amount on initial recognition. Dividend Income is accounted for when right to receive it is established.

##### (iii) Cross Charges

The Company incur expenses such as salaries, software development and depreciation on common assets etc on behalf of the group company and share the common resources for the group functions. Such expenses, which are incurred for the group, are identified, and cross-charged between the companies.

#### 3.17 Foreign Currency Transactions

##### Initial Recognition:

On initial recognition, all foreign currency transactions are recorded by applying to the foreign currency amount the exchange rate between the reporting currency and the foreign currency at the date of the transaction.

##### Subsequent Recognition:

As at the reporting date, non monetary items which are carried in terms of historical cost denominated in a foreign currency are reported using the exchange rate at the date of the transaction.

##### Treatment of Exchange Differences:

All monetary assets and liabilities in foreign currency are restated at the end of accounting period at the closing exchange rate and exchange differences on restatement of all monetary items are recognized in the Statement of Profit and Loss.



## Dr. Agarwal's Eye Hospital Limited

### Notes to the Financial Statements for the year ended 31st March 2024

#### 3.18 Employee Benefits

##### Retirement benefit costs and termination benefits:

###### (i) Defined Benefit Plans:

Employee defined benefit plans include gratuity.

Payments to defined contribution retirement benefit plans are recognised as an expense when employees have rendered service entitling them to the contributions.

For defined benefit retirement benefit plans, the cost of providing benefits is determined using the projected unit credit method, with actuarial valuations being carried out at the end of each annual reporting period. Remeasurement, comprising actuarial gains and losses, the effect of the changes to the asset ceiling (if applicable) and the return on plan assets (excluding net interest), is reflected immediately in the balance sheet with a charge or credit recognized in other comprehensive income in the period in which they occur. Remeasurement recognized in other comprehensive income is reflected immediately in retained earnings and is not reclassified to profit or loss. Past service cost is recognized in the Statement of profit or loss in the period of a plan amendment. Net interest is calculated by applying the discount rate at the beginning of the period to the net defined benefit liability or asset.

Defined benefit costs are categorized as follows:

- Service cost (including current service cost, past service cost, as well as gains and losses on curtailments and settlements);
- Net interest expense or income; and
- Remeasurement

The Company presents the first two components of defined benefit costs in profit or loss in the line item 'Employee benefits expense'. Curtailment gains and losses are accounted for as past service costs.

The retirement benefit obligation recognized in the balance sheet represents the actual deficit or surplus in the Company's defined benefit plans. Any surplus resulting from this calculation is limited to the present value of any economic benefits available in the form of refunds from the plans or reductions in future contributions to the plans.

A liability for a termination benefit is recognized at the earlier of when the entity can no longer withdraw the offer of the termination benefit and when the entity recognizes any related restructuring costs.

The Company makes contribution to a scheme administered by the insurer to discharge gratuity liabilities to the employees.

###### Short-term and other long-term employee benefits

A liability is recognized for benefits accruing to employees in respect of wages and salaries, annual leave and sick leave in the period the related service is rendered at the undiscounted amount of the benefits expected to be paid in exchange for that service.

Liabilities recognized in respect of short term employee benefits are measured at the undiscounted amount of the benefits expected to be paid in exchange for the related service.


Liabilities recognized in respect of other long term employee benefits are measured at the present value of the estimated future cash outflows expected to be made by the Company in respect of services provided by employees up to the reporting date.

###### (ii) Defined Contribution Plans

Employee defined contribution plans include provident fund and Employee state insurance.

###### Provident Fund and Employee State Insurance:

All employees of the Company receive benefits from Provident Fund and Employee's State Insurance, which are defined contribution plans. Both, the employee and the Company make monthly contributions to the plan, each equaling to a specified percentage of employee's applicable emoluments. The Company has no further obligations under the plan beyond its monthly contributions. The Company contributes to the Employee Provident Fund and Employee's State Insurance scheme maintained by the Central Government of India and the contribution thereof is charged to the Statement of Profit and Loss in the year in which the services are rendered by the employees.



## Dr. Agarwal's Eye Hospital Limited

### Notes to the Financial Statements for the year ended 31st March 2024

#### 3.19 Borrowing Costs

Borrowing costs include interest, amortization of ancillary costs incurred and exchange differences arising from foreign currency borrowings to the extent they are regarded as an adjustment to the interest cost. Costs in connection with the borrowing of funds to the extent not directly related to the acquisition of qualifying assets are charged to the Statement of Profit and Loss over the tenure of the loan. Borrowing costs, allocated to and utilized for qualifying assets, pertaining to the period from commencement of activities relating to construction / development of the qualifying asset upto the date of capitalization of such asset are added to the cost of the assets. Capitalization of borrowing costs is suspended and charged to the Statement of Profit and Loss during extended periods when active development activity on the qualifying assets is interrupted.

Interest income earned on the temporary investment of specific borrowings pending their expenditure on qualifying assets is deducted from the borrowing costs eligible for capitalization.

All other borrowing costs are recognized in profit or loss in the period in which they are incurred.

#### 3.20 Government Grants, Subsidies and Export Incentives

Government grants and subsidies are recognized when there is reasonable assurance that the Company will comply with the conditions attached to them and the grants / subsidies will be received. Government grants whose primary condition is that the Company should purchase, construct or otherwise acquire capital assets are presented by deducting them from the carrying value of the assets. The grant is recognized as income over the life of a depreciable asset by way of a reduced depreciation charge.

Export benefits, if any, are accounted for in the year of exports based on eligibility and when there is no uncertainty in receiving the same.

Government grants in the nature of promoters' contribution like investment subsidy, where no repayment is ordinarily expected in respect thereof, are accounted in Reserves and Surplus in Other Equity. Government grants in the form of non-monetary assets, given at a concessional rate, are recorded on the basis of their acquisition cost. In case the non-monetary asset is given free of cost, the grant is recorded at a nominal value.

Other government grants and subsidies are recognized as income over the periods necessary to match them with the costs for which they are intended to compensate, on a systematic basis.

#### 3.21 Segment Reporting

Operating segments reflect the Company's management structure and the way the financial information is regularly reviewed by the Company's Chief operating decision maker (CODM). The CODM considers the business from both business and product perspective based on the dominant source, nature of risks and returns and the internal organization and management structure. The operating segments are the segments for which separate financial information is available and for which operating profit / (loss) amounts are evaluated regularly by the executive Management in deciding how to allocate resources and in assessing performance.

The accounting policies adopted for segment reporting are in line with the accounting policies of the Company. Segment revenue, segment expenses, segment assets and segment liabilities have been identified to segments on the basis of their relationship to the operating activities of the segment.

Inter-segment revenue, where applicable, is accounted on the basis of transactions which are primarily determined based on market / fair value factors.

Revenue, expenses, assets and liabilities which relate to the Company as a whole and are not allocable to segments on reasonable basis are included under "unallocated revenue / expenses / assets / liabilities".

#### 3.22 Leases

The Company's lease asset classes consists of leases for buildings . The Company, at the inception of a contract, assesses whether the contract is a lease or not lease. A contract is, or contains, a lease if the contract conveys the right to control the use of an identified asset for a time in exchange for a consideration.

The Company recognises a right-of-use asset and a lease liability at the lease commencement date. The right-of-use asset is initially measured at cost, which comprises the initial amount of the lease liability adjusted for any lease payments made at or before the commencement date, plus any initial direct costs incurred and an estimate of costs to dismantle and remove the underlying asset or to restore the underlying asset or the site on which it is located, less any lease incentives received.

The right-of-use asset is subsequently depreciated using the straight-line method from the commencement date to the end of the lease

The lease liability is initially measured at the present value of the lease payments that are not paid at the commencement date, discounted using the Company's incremental borrowing rate. It is remeasured when there is a change in future lease payments arising from a change in an index or rate, if there is a change in the Company's estimate of the amount expected to be payable under a residual value guarantee, or if the Company changes its assessment of whether it will exercise a purchase, extension or termination option. When the lease liability is remeasured in this way, a corresponding adjustment is made to the carrying amount of the right-of-use asset, or is recorded in profit or loss if the carrying amount of the right-of-use asset has been reduced to zero.

The Company has elected not to recognise right-of-use assets and lease liabilities for short-term leases that have a lease term of 12 months or less and leases of low-value assets. The Company recognises the lease payments associated with these leases as an expense over the lease term.



## Dr. Agarwal's Eye Hospital Limited

### Notes to the Financial Statements for the year ended 31st March 2024

#### 3.23 Earnings Per Share

Basic earnings per share is computed using the weighted average number of equity shares outstanding during the period.

Diluted EPS is computed by dividing the net profit after tax by the weighted average number of equity shares considered for deriving basic EPS and also weighted average number of equity shares that could have been issued upon conversion of all dilutive potential equity shares.

Potential equity shares are deemed to be dilutive only if their conversion to equity shares would decrease earnings per share from continuing operations. Dilutive potential equity shares are deemed converted as of the beginning of the period, unless issued at a later date. The dilutive potential equity shares are adjusted for the proceeds receivable had the shares been actually issued at fair value (i.e. average market value of the outstanding shares). Dilutive potential equity shares are determined independently for each period presented. The number of equity shares and potentially dilutive equity shares are adjusted for share splits / reverse share splits and bonus shares, as

#### 3.24 Taxes on Income

Income tax expense represents the sum of the tax currently payable and deferred tax.

Current tax expense for the year is ascertained on the basis of assessable profits computed in accordance with the provisions of the Income-tax Act, 1961.

Minimum Alternate Tax (MAT) paid as current tax expense in accordance with the tax laws, which gives future economic benefits in the form of adjustment to future income tax liability, is considered as tax credit and recognized as deferred tax asset when there is reasonable certainty that the Company will pay normal income tax in the future years and future economic benefit associated with it will flow to the Company. The carrying amount is reviewed at the end of each reporting period and reduced to the extent that it is no longer probable that sufficient taxable profits will be available to allow all or part of the asset to be recovered.

Deferred tax is recognized on temporary differences between the carrying amounts of assets and liabilities in the Financial Statements and the corresponding tax bases used in the computation of taxable profit. Deferred tax liabilities are generally recognized for all taxable temporary differences. Deferred tax assets are generally recognized for all deductible temporary differences to the extent that it is probable that taxable profits will be available against which those deductible temporary differences can be utilized. Such deferred tax assets and liabilities are not recognized if the temporary difference arises from the initial recognition (other than in a business combination) of assets and liabilities in a transaction that affects neither the taxable profit nor the accounting profit.

The carrying amount of deferred tax assets is reviewed at the end of each reporting period and reduced to the extent that it is no longer probable that sufficient taxable profits will be available to allow all or part of the asset to be recovered.

Deferred tax liabilities and assets are measured at the tax rates that are expected to apply in the period in which the liability is settled or the asset realized, based on tax rates (and tax laws) that have been enacted or substantively enacted by the end of the reporting period.

The measurement of deferred tax liabilities and assets reflects the tax consequences that would follow from the manner in which the Company expects, at the end of the reporting period, to recover or settle the carrying amount of its assets and liabilities.

#### 3.25 Provisions, Contingent Liabilities and Contingent Assets

A provision is recognized when the Company has a present obligation (legal or constructive) as a result of past events and it is probable that an outflow of resources will be required to settle the obligation in respect of which a reliable estimate can be made. Provisions are determined based on the best estimate required to settle the obligation at the balance sheet date and measured using the present value of cash flows estimated to settle the present obligations (when the effect of time value of money is material). These are reviewed at each balance sheet date and adjusted to reflect the current best estimates.

Contingent liability is disclosed for

- (i) Possible obligations which will be confirmed only by future events not wholly within the control of the Company or
- (ii) Present obligations arising from past events where it is not probable that an outflow of resources will be required to settle the obligation or a reliable estimate of the amount of the obligation cannot be made.

The Company does not recognize a contingent liability but discloses its existence in the Financial Statements. Contingent assets are only disclosed when it is probable that the economic benefits will flow to the entity.

#### 3.26 Insurance claims

Insurance claims are accounted for on the basis of claims admitted / expected to be admitted and to the extent that the amount recoverable can be measured reliably and it is reasonable to expect ultimate collection.



# Dr. Agarwal's Eye Hospital Limited

## Notes to the Financial Statements for the year ended 31st March 2024

### 3.27 Financial Instruments

#### Initial Recognition

Financial assets and financial liabilities are recognized when the Company becomes a party to the contractual provisions of the instrument. Financial assets and liabilities are initially measured at fair value. Transaction costs that are directly attributable to the acquisition or issue of financial assets and financial liabilities (other than financial assets and financial liabilities at fair value through profit or loss (FVTPL)) are added to or deducted from the fair value measured on initial recognition of financial asset or financial liability. The transaction costs directly attributable to the acquisition of financial assets and financial liabilities at fair value through profit and loss are immediately recognized in the statement of profit and loss.

#### 3.27.1 Financial Assets

##### (a) Recognition and initial measurement

(i) The Company initially recognizes loans and advances, deposits and subordinated liabilities on the date on which they originate. All other financial instruments (including regular way purchases and sales of financial assets) are recognized on the trade date, which is the date on which the Company becomes a party to the contractual provisions of the instrument. A financial asset or liability is initially measured at fair value plus, for an item not at FVTPL, transaction costs that are directly attributable to its acquisition or issue.

##### (b) Classification of financial assets

On initial recognition, a financial asset is classified to be measured at amortized cost, fair value through other comprehensive income. A financial asset is measured at amortized cost if it meets both of the following conditions and is not designated at FVTPL:

- The asset is held within a business model whose objective is to hold assets to collect contractual cash flows; and
- The contractual terms of the financial asset give rise on specified dates to cash flows that are solely payments of principal and interest on the principal amount outstanding.

For the impairment policy in financial assets measured at amortized cost, refer Note 3.27.1(e)

A debt instrument is classified as FVTOCI only if it meets both of the following conditions and is not recognized at FVTPL:

- The asset is held within a business model whose objective is achieved by both collecting contractual cash flows and selling financial assets; and
- The contractual terms of the financial asset give rise on specified dates to cash flows that are solely payments of principal and interest on the principal amount outstanding.

All other financial assets are subsequently measured at fair value.

##### (c) Effective interest method

The effective interest method is a method of calculating the amortized cost of a debt instrument and of allocating interest income over the relevant period. The effective interest rate is the rate that exactly discounts estimated future cash receipts (including all fees and points paid or received that form an integral part of the effective interest rate, transaction costs and other premiums or discounts) through the expected life of the debt instrument, or where appropriate, a shorter period, to the gross carrying amount on initial recognition.

Income is recognized on an effective interest basis for debt instruments other than those financial assets classified as at FVTPL. Interest income is recognized in profit or loss and is included in the "Other Income" line item.

##### (d) Financial assets at fair value through profit or loss (FVTPL)

Debt instruments that do not meet the amortized cost criteria or FVTOCI criteria (see above) are measured at FVTPL. In addition, debt instruments that meet the amortized cost criteria or the FVTOCI criteria but are designated as at FVTPL are measured at FVTPL.

A financial asset that meets the amortized cost criteria or debt instruments that meet the FVTOCI criteria may be designated as at FVTPL upon initial recognition if such designation eliminates or significantly reduces a measurement or recognition inconsistency that would arise from measuring assets or liabilities or recognizing the gains and losses on them on different bases. The Company has not designated any debt instrument as at FVTPL.

Financial assets at FVTPL are measured at fair value at the end of each reporting period, with any gains or losses arising on remeasurement recognized in profit or loss. The net gain or loss recognized in profit or loss incorporates any dividend or interest earned on the financial asset and is included in the 'Other income' line item. Dividend on financial assets at FVTPL is recognized when the Company's right to receive the dividends is established, it is probable that the economic benefits associated with the dividend will flow to the entity, the dividend does not represent a recovery of part of cost of the investment and the amount of dividend can be measured reliably.



## Dr. Agarwal's Eye Hospital Limited

### Notes to the Financial Statements for the year ended 31st March 2024

#### (e) Impairment of financial assets

The Company applies the expected credit loss model for recognizing impairment loss on financial assets measured at amortized cost, debt instruments at FVTOCI, trade receivables and other contractual rights to receive cash or other financial asset.

Expected credit losses are the weighted average of credit losses with the respective risks of default occurring as the weights. Credit loss is the difference between all contractual cash flows that are due to the Company in accordance with the contract and all the cash flows that the Company expects to receive (i.e. all cash shortfalls), discounted at the original effective interest rate (or credit-adjusted effective interest rate for purchased or originated credit-impaired financial assets). The Company estimates cash flows by considering all contractual terms of the financial instrument (for example, prepayment, extension, call and similar options) through the expected life of that financial instrument.

The Company measures the loss allowance for a financial instrument at an amount equal to the lifetime expected credit losses if the credit risk on that financial instrument has increased significantly since initial recognition. If the credit risk on a financial instrument has not increased significantly since initial recognition, the Company measures the loss allowance for that financial instrument at an amount equal to 12-month expected credit losses. 12-month expected credit losses are portion of the life-time expected credit losses and represent the lifetime cash shortfalls that will result if default occurs within the 12 months after the reporting date and thus, are not cash shortfalls that are predicted over the next 12 months.

For trade receivables, the Company always measures the loss allowance at an amount equal to lifetime expected credit losses. Further, for the purpose of measuring lifetime expected credit loss allowance for trade receivables, the Company has used a practical expedient as permitted under Ind AS 109. This expected credit loss allowance is computed based on a provision matrix which takes into account historical credit loss experience and adjusted for forward-looking information.

#### (f) Derecognition of financial assets

The Company derecognizes a financial asset when the contractual rights to the cash flows from the asset expire, or when it transfers the financial asset and substantially all the risks and rewards of ownership of the asset to another party. If the Company neither transfers nor retains substantially all the risks and rewards of ownership and continues to control the transferred asset, the Company recognizes its retained interest in the asset and an associated liability for amounts it may have to pay. If the Company retains substantially all the risks and rewards of ownership of a transferred financial asset, the Company continues to recognize the financial asset and also recognizes a collateralized borrowing for the proceeds received.


On derecognition of a financial asset in its entirety, the difference between the asset's carrying amount and the sum of the consideration received and receivable and the cumulative gain or loss that had been recognized in other comprehensive income and accumulated in equity is recognized in profit or loss if such gain or loss would have otherwise been recognized in profit or loss on disposal of that financial asset.

On derecognition of a financial asset other than in its entirety (e.g. when the Company retains an option to repurchase part of a transferred asset), the Company allocates the previous carrying amount of the financial asset between the part it continues to recognize under continuing involvement, and the part it no longer recognizes on the basis of the relative fair values of those parts on the date of the transfer. The difference between the carrying amount allocated to the part that is no longer recognized and the sum of the consideration received for the part no longer recognized and any cumulative gain or loss allocated to it that had been recognized in other comprehensive income is recognized in profit or loss if such gain or loss would have otherwise been recognized in profit or loss on disposal of that financial asset. A cumulative gain or loss that had been recognized in other comprehensive income is allocated between the part that continues to be recognized and the part that is no longer recognized on the basis of the relative fair values of

#### (g) Foreign exchange gains and losses

The fair value of financial assets denominated in a foreign currency is determined in that foreign currency and translated at the spot rate at the end of each reporting period.

- For foreign currency denominated financial assets measured at amortized cost and FVTPL, the exchange differences are recognized in profit or loss.
- Changes in carrying amount of investments in equity instruments at FVTOCI relating to changes in foreign currency rates are recognized in other comprehensive income.
- For the purposes of recognizing foreign exchange gains or losses, FVTOCI debt instruments are treated as financial assets measured at amortized cost. Thus, the exchange differences on the amortized cost are recognized in the Statement of Profit and Loss and other changes in the fair value of FVTOCI financial assets are recognized in other comprehensive income.



## Dr. Agarwal's Eye Hospital Limited

### Notes to the Financial Statements for the year ended 31st March 2024

#### 3.27.2 FINANCIAL LIABILITIES AND EQUITY INSTRUMENTS

**(a) Classification as debt or equity:**

Financial liabilities and equity instruments issued by the Company are classified according to the substance of the contractual arrangements entered into and the definitions of a financial liability and an equity instrument.

**(b) Equity instruments:**

An equity instrument is any contract that evidences a residual interest in the assets of the Company after deducting all of its liabilities. Equity instruments are recorded at the proceeds received, net of direct issue costs. Repurchase of the Company's own equity instruments is recognized and deducted directly in equity. No gain or loss is recognized in profit or loss on the purchase, sale, issue or cancellation of the Company's own equity instruments.

**(c) Financial Liabilities at FVTPL:**

Financial liabilities are classified as at FVTPL when the financial liability is either held for trading or it is designated as at FVTPL.

A financial liability is classified as held for trading if:

- it has been incurred principally for the purpose of repurchasing it in the near term; or
- on initial recognition it is part of a portfolio of identified financial instruments that the Company manages together and has a recent actual pattern of short-term profit-taking;

A financial liability other than a financial liability held for trading may be designated as at FVTPL upon initial recognition if:

- such designation eliminates or significantly reduces a measurement or recognition inconsistency that would otherwise arise; or
- the financial liability forms part of a group of financial assets or financial liabilities or both, which is managed and its performance is evaluated on a fair value basis, in accordance with the Company's documented risk management or investment strategy, and information about the grouping is provided internally on that basis;

**(d) Financial liabilities subsequently measured at amortized cost:**

Financial liabilities that are not held-for-trading and are not designated as at FVTPL are measured at amortized cost at the end of subsequent accounting periods. The carrying amounts of financial liabilities that are subsequently measured at amortized cost are determined based on the effective interest method. Interest expense that is not capitalized as part of costs of an asset is included in the 'finance costs' line item.

The effective interest method is a method of calculating the amortized cost of a financial liability and of allocating interest expense over the relevant period. The effective interest rate is the rate that exactly discounts estimated future cash payments (including all fees and points paid or received that form an integral part of the effective interest rate, transaction costs and other premiums or discounts) through the expected life of the financial liability, or (where appropriate) a shorter period, to the net carrying amount on initial recognition.

**(e) Foreign exchange gains and losses:**

For financial liabilities that are denominated in a foreign currency and measured at amortized cost at the end of each reporting period, the foreign exchange gains and losses are determined based on amortized cost of the instruments and are recognized in the Statement of Profit and Loss.

The fair value of the financial liabilities denominated in a foreign currency is determined in that foreign currency and translated at the spot rate at the end of the reporting period. For financial liabilities that are measured at FVTPL, the foreign exchange component forms part of the fair value gains or losses recognized in the Statement of profit and Loss.

**(f) Derecognition of financial liabilities:**

The Company derecognizes financial liabilities when, and only when, the Company's obligations are discharged, cancelled or they expire. The difference between the carrying amount of the financial liability derecognized and the consideration paid and payable is recognized in the Statement of Profit and Loss.

#### 3.28 Goods & Service Tax Input Credit

Goods & Service Tax Input Credit is accounted for in the books during the period in which the underlying service received is accounted and where there is no uncertainty in availing/utilizing the same.





# Dr. Agarwal's Eye Hospital Limited

## Notes to the Financial Statements for the year ended 31st March 2024

### 3.29 Exceptional Items

Exceptional items are items of income and expenses which are of such size, nature or incidence that their separate disclosure is relevant to explain the performance of the Company.

### 3.30 Share Based Payments :

The Company is covered under the employee stock option scheme of Dr. Agarwal's Health Care Limited, India (the holding company). Under the plan, the employees and doctors of the Company are granted shares and other stock awards of the holding company, in accordance with the terms and conditions as specified in the plan. The plan is assessed, managed and administered by the holding company, whose shares and share based benefits have been granted to the employees and doctors of the Company. The holding company currently operates the plan / scheme of employee stock option ("ESOP") and a share appreciation rights ("SAR"). The Company has accounted for the amount of expense under Ind AS 102 considering the invoice received from the holding company taking into account the valuation carried out in respect of the same and has made the related disclosures required under INDAS 102 based on information obtained from the holding company (Refer Note 45)

#### ESOPs:

Equity settled share based payments to the employees of the company are measured at the fair value of the equity instruments at the grant date.

Compensation expense for the Employee Stock Option Plan ("ESOP") is measured at the option value as on grant date and the cost of the option will be amortised on a systematic basis which reflects pattern of the vesting of the options over the period of 4 years (Refer Note 45.2).

#### SARs:

Cash settled share based payments to the doctors of the company is remeasured at the value of option at the end of every reporting period. Compensation expense for the Share Appreciation Rights ("SAR") will be accounted at every reporting date till the date of exercise of the SARs based on the information provided by the holding company (Refer Note 45.3).

## 4 Critical Accounting Judgements and Key Sources of Estimation Uncertainty

The preparation of Financial Statements in conformity with Ind AS requires management to make judgements, estimates and assumptions that affect the application of accounting policies and the reported amounts of assets, liabilities, income and expenses and the accompanying disclosures. Uncertainty about the assumptions and estimates could result in outcomes that require a material adjustment to the carrying value of assets or liabilities affected in future periods.

Estimates and underlying assumptions are reviewed on an ongoing basis. Revisions to accounting estimates are recognized in the period in which the estimates are revised and future periods are affected.

In particular, information about significant areas of estimation, uncertainty and critical judgments in applying accounting policies that have the most significant effect on the amounts recognized in the financial statements are included in the following notes:

- (i) Useful lives of Property, plant and equipment (Refer Note 3.9)
- (ii) Assets and obligations relating to employee benefits (Refer Note 3.18)
- (iii) Valuation and measurement of income taxes and deferred taxes (Refer Note 3.24)
- (iv) Provisions for disputed statutory and other matters (Refer Note 3.25)
- (v) Allowance for expected credit losses (Refer Note 3.27.1(e))
- (vi) Fair value of Financial Assets and Liabilities (Refer Note 3.27.1 and 3.27.2)
- (vii) Lease Term of Leases entered by the Company (Refer Note 3.22)

#### Determination of functional currency:

Currency of the primary economic environment in which the Company operates ("the functional currency") is Indian Rupee (INR) in which the company primarily generates and expends cash. Accordingly, the Management has assessed its functional currency to be Indian Rupee (INR).



**Dr. Agarwal's Eye Hospital Limited**  
Notes to the Financial Statements for the year ended 31st March 2024

5 Property, plant and equipment

(Amount in INR Crores)

Particulars	Leasehold Improvements	Medical Equipments	Office Equipments	Vehicles	Computers	Furniture and Fixtures	Electrical Fittings	Total
<b>I. Gross carrying value</b>								
As at 1st April 2022	35.54	49.35	1.44	2.02	2.44	4.06	15.56	110.41
Additions	12.69	14.13	0.07	3.36	1.32	0.85	3.39	35.81
Disposals / Deletions during the period	-	-	-	(0.50)	-	-	-	(0.50)
As at 31st March 2023	48.23	63.48	1.51	4.88	3.76	4.91	18.95	145.72
As at 1st April 2023	48.23	63.48	1.51	4.88	3.76	4.91	18.95	145.72
Additions	20.71	21.90	0.07	0.18	1.24	1.37	4.32	49.79
Disposals / Deletions during the period	(0.27)	(2.47)	-	(0.99)	(0.02)	(0.02)	(0.08)	(3.85)
As at 31st March 2024	68.67	82.91	1.58	4.07	4.98	6.26	23.19	191.66
<b>II. Accumulated depreciation and impairment</b>								
As at 1st April 2022	13.74	21.77	1.15	0.81	1.81	2.16	10.14	51.59
Charge for the period	3.74	3.55	0.08	0.44	0.37	0.27	0.84	9.29
Disposals / Deletions during the period	-	-	-	(0.47)	-	-	-	(0.47)
As at 31st March 2023	17.48	25.32	1.23	0.79	2.18	2.43	10.98	60.41
As at 1st April 2023	17.48	25.32	1.23	0.79	2.18	2.43	10.98	60.41
Charge for the period	5.88	4.26	0.07	0.56	0.72	0.38	1.14	13.01
Disposals / Deletions during the period	(0.02)	(1.78)	-	(0.80)	-	(0.01)	(0.02)	(2.63)
As at 31st March 2024	23.34	27.80	1.30	0.55	2.90	2.80	12.10	70.79
Net carrying value as at 31st March 2024	45.33	55.11	0.28	3.52	2.08	3.46	11.09	120.87
Net carrying value as at 31st March 2023	30.75	38.16	0.28	4.09	1.58	2.48	7.97	85.31

Note:

During the period ended 31st March 2023, the Company changed its method of depreciation from its method of written down value for certain categories of assets to straight line method taking into account its reassessment of the expected pattern of economic benefits from those assets. Had the Company continued its previous method of written down value for these assets, depreciation expense for the year ended 31st March 2023 would have been higher by Rs. 5.58 crores.



**Dr. Agarwal's Eye Hospital Limited**  
**Notes to the Financial Statements for the year ended 31st March 2024**

**6 Right of use assets**

(Amount in INR Crores)

Particulars	Buildings	Land	Total
<b>I. Gross carrying value</b>			
<b>As at 1st April 2022</b>	55.61	121.12	176.73
Additions	34.82	-	34.82
Disposals / Adjustments during the period	(0.57)	-	(0.57)
<b>As at 31st March 2023</b>	<b>89.86</b>	<b>121.12</b>	<b>210.98</b>
<b>As at 1st April 2023</b>	89.86	121.12	210.98
Additions	37.34	-	37.34
Disposals / Adjustments during the period	(1.67)	-	(1.67)
<b>As at 31st March 2024</b>	<b>125.53</b>	<b>121.12</b>	<b>246.65</b>
<b>II. Accumulated depreciation and impairment</b>			
<b>As at 1st April 2022</b>	21.00	2.02	23.02
Charge for the period	10.37	-	10.37
Transferred to CWIP	-	4.24	4.24
Disposals / Adjustments during the period	(0.57)	-	(0.57)
<b>As at 31st March 2023</b>	<b>30.80</b>	<b>6.26</b>	<b>37.06</b>
<b>As at 1st April 2023</b>	30.80	6.26	37.06
Charge for the period	13.25	-	13.25
Transferred to CWIP	-	4.05	4.05
Disposals / Adjustments during the period	(1.67)	-	(1.67)
<b>As at 31st March 2024</b>	<b>42.38</b>	<b>10.31</b>	<b>52.69</b>
<b>Net carrying value as at 31st March 2024</b>	<b>83.15</b>	<b>110.81</b>	<b>193.96</b>
<b>Net carrying value as at 31st March 2023</b>	<b>59.06</b>	<b>114.86</b>	<b>173.92</b>

**7 Capital work-in-progress**

(Amount in INR Crores)

Particulars	As at 31st March 2024	As at 31st March 2023
Capital Work-in-Progress	97.44	62.21
<b>Total</b>	<b>97.44</b>	<b>62.21</b>

**7.1 Capital work-in-progress aging schedule**

(Amount in INR Crores)

Particulars	Amount in CWIP for a period of	
	As at 31st March 2024	As at 31st March 2023
Projects in progress		
Less than 1 year	36.52	37.23
1 - 2 year	35.94	24.98
2 - 3 year	24.98	-
<b>Total</b>	<b>97.44</b>	<b>62.21</b>

**Note :-**

As at 31st March 2024, an amount of Rs. 26.80 crores (As at 31st March 2023, Rs. 10.24 crores) has been capitalised to the value of projects in progress as borrowing costs under Ind AS 23.



**Dr. Agarwal's Eye Hospital Limited**  
**Notes to the Financial Statements for the year ended 31st March 2024**

**8 Goodwill and Other intangible assets**

Description of Assets	Goodwill	Non Compete Agreement	Computer Software	Subtotal - (Other than Goodwill)	Total
<b>I. Gross carrying value</b>					
As at 1st April 2022	0.18	1.31	6.36	7.67	7.85
Additions	-	-	0.01	0.01	0.01
Disposals / Deletions during the period	-	-	-	-	-
<b>As at 31st March 2023</b>	<b>0.18</b>	<b>1.31</b>	<b>6.37</b>	<b>7.68</b>	<b>7.86</b>
<b>As at 1st April 2023</b>	<b>0.18</b>	<b>1.31</b>	<b>6.37</b>	<b>7.68</b>	<b>7.86</b>
Additions	-	-	0.01	0.01	0.01
Acquisitions through business combination	-	-	-	-	-
Disposals / Deletions during the period	-	-	-	-	-
<b>As at 31st March 2024</b>	<b>0.18</b>	<b>1.31</b>	<b>6.38</b>	<b>7.69</b>	<b>7.87</b>
<b>II. Accumulated amortization and impairment</b>					
As at 1st April 2022	-	0.20	6.00	6.20	6.20
Amortization charge for the period	-	0.26	0.26	0.52	0.52
Disposals / Deletions during the period	-	-	-	-	-
<b>As at 31st March 2023</b>	<b>-</b>	<b>0.46</b>	<b>6.26</b>	<b>6.72</b>	<b>6.72</b>
<b>As at 1st April 2023</b>	<b>-</b>	<b>0.46</b>	<b>6.26</b>	<b>6.72</b>	<b>6.72</b>
Amortization charge for the period	-	0.26	0.09	0.35	0.35
Disposals / Deletions during the period	-	-	-	-	-
<b>As at 31st March 2024</b>	<b>-</b>	<b>0.72</b>	<b>6.35</b>	<b>7.07</b>	<b>7.07</b>
<b>Net carrying value as at 31st March 2024</b>	<b>0.18</b>	<b>0.59</b>	<b>0.03</b>	<b>0.62</b>	<b>0.80</b>
<b>Net carrying value as at 31st March 2023</b>	<b>0.18</b>	<b>0.85</b>	<b>0.11</b>	<b>0.96</b>	<b>1.14</b>



**Dr. Agarwal's Eye Hospital Limited**  
Notes to the Financial Statements for the year ended 31st March 2024

9 Other financial assets (Non-Current)		(Amount in INR Crores)	
Particulars	As at 31st March 2024	As at 31st March 2023	
(Non-current, at amortized cost)			
Security Deposits	1.06	1.04	
Rental Deposits			
Related Party (Refer note 49.4)	0.38	0.36	
Others	7.06	5.71	
<b>Total</b>	<b>8.50</b>	<b>7.11</b>	
10 Non current tax assets/ Current tax liabilities (net)		(Amount in INR Crores)	
Particulars	As at 31st March 2024	As at 31st March 2023	
Income tax payments made against returns filed /demands received (including taxes deducted at source)	55.34	41.73	
Less: Provision for Tax	(57.54)	(41.32)	
<b>Total</b>	<b>(2.20)</b>	<b>0.41</b>	
10.1 Income tax recognized in statement of profit and loss		(Amount in INR Crores)	
Particulars	For the year ended 31st March 2024	For the year ended 31st March 2023	
(i) Current Tax:			
- in respect of current period	16.22	12.33	
- in respect of prior years	-	-	
<b>Total (A)</b>	<b>16.22</b>	<b>12.33</b>	
(ii) Deferred Tax:			
- in respect of current period	(0.33)	0.15	
<b>Total (B)</b>	<b>(0.33)</b>	<b>0.15</b>	
<b>Total income tax expense recognized in profit and loss account (A+B)</b>	<b>15.89</b>	<b>12.48</b>	
10.2 Income tax recognized in other comprehensive income			
Deferred tax related to items recognized in other comprehensive income during the year:			
- Remeasurement of defined benefit obligations	(0.01)	0.13	
- FVTOCI Financial Assets	-	-	
<b>Total</b>	<b>(0.01)</b>	<b>0.13</b>	
Classification of income tax recognized in other comprehensive income			
- Income taxes related to items that will be reclassified to profit or loss	-	-	
- Income taxes related to items that will not be reclassified to profit or loss	-	-	
<b>Total</b>	<b>-</b>	<b>-</b>	
10.3 Reconciliation of income tax expense and the accounting profit multiplied by company's domestic tax rate			
Profit / (Loss) before tax after exceptional items	62.25	49.40	
Income Tax using the tax rate of entities consolidated (Refer Note (i) below)	15.67	12.43	
Tax Effect of :			
- Effect of expenses that are nondeductible in determining taxable profit	0.22	0.05	
<b>Tax expense recognized in statement of profit or loss from continuing operations</b>	<b>15.89</b>	<b>12.48</b>	

**Notes:**

The tax rate used for the year ended 31st March 2024 and 31st March 2023 reconciliations above are the corporate tax rate of 25.17% opted by the Company u/s 115BAA of Income tax act.



**Dr. Agarwal's Eye Hospital Limited**  
Notes to the Financial Statements for the year ended 31st March 2024

**11 Deferred tax assets (net)** (Amount in INR Crores)

Particulars	As at 31st March 2024	As at 31st March 2023
Components of Deferred Tax:		
Deferred Tax Assets	10.03	9.71
<b>Net Deferred Tax Assets/ (Liabilities)</b>	<b>10.03</b>	<b>9.71</b>

**11.1 Movement in deferred tax assets/(liabilities)**

For the year ended 31st March 2024

(Amount in INR Crores)

Particulars	As at 1st April 2023	Charge/(Credit) recognized in		As at 31st March 2024
		Statement of Profit and Loss	Other Comprehensive Income	
<b>Tax effect of items constituting deferred tax assets / (deferred tax liabilities) :</b>				
Property, Plant and Equipment, Intangible Assets and Capital work in progress	4.18	(0.82)	-	<b>3.36</b>
Employee Benefits	2.14	0.28	(0.01)	<b>2.41</b>
Provisions	1.05	0.19	-	<b>1.24</b>
Lease assets net of lease liabilities	2.15	0.68	-	<b>2.83</b>
Financial assets at fair value through profit & loss	0.19	-	-	<b>0.19</b>
<b>Net Deferred Tax Assets/ (Liabilities)</b>	<b>9.71</b>	<b>0.33</b>	<b>(0.01)</b>	<b>10.03</b>

For the year ended 31st March 2023

Particulars	As at 1st April 2022	Charge/(Credit) recognized in		As at 31st March 2023
		Statement of Profit and Loss	Other Comprehensive Income	
<b>Tax effect of items constituting deferred</b>				
Property, Plant and Equipment, Intangible Assets and Capital work in progress	5.19	(1.01)	-	<b>4.18</b>
Employee Benefits	1.53	0.48	0.13	<b>2.14</b>
Provisions	0.95	0.10	-	<b>1.05</b>
Lease assets net of lease liabilities	1.91	0.24	-	<b>2.15</b>
Financial assets at fair value through profit & loss	0.16	0.03	-	<b>0.19</b>
<b>Net Deferred Tax Assets/ (Liabilities)</b>	<b>9.74</b>	<b>(0.15)</b>	<b>0.13</b>	<b>9.71</b>

**12 Other non-current assets**

(Amount in INR Crores)

Particulars	As at 31st March 2024	As at 31st March 2023
(Unsecured and Considered Good)		
Capital Advances		
-Towards construction of property	2.42	2.71
-Others	1.91	0.88
<b>Total</b>	<b>4.33</b>	<b>3.59</b>

**13 Inventories (at lower of cost or net realizable value)**

(Amount in INR Crores)

Particulars	As at 31st March 2024	As at 31st March 2023
Traded Goods		
Opticals	3.53	2.07
Pharmaceutical Products	2.17	1.50
Contact Lens and Accessories	1.03	0.91
Surgical lens including other consumables	3.02	1.52
<b>Total</b>	<b>9.75</b>	<b>6.00</b>

**13.1**

(Amount in INR Crores)

Particulars	For the year ended 31st March 2024	For the year ended 31st March 2023
The cost of inventories recognized as an expense during the year	70.55	60.96
The cost of inventories recognized as an expense, includes write downs of inventory to net realizable value	0.25	0.16



**Dr. Agarwal's Eye Hospital Limited**  
Notes to the Financial Statements for the year ended 31st March 2024

14 Trade receivables (Amount in INR Crores)

Particulars	As at 31st March 2024	As at 31st March 2023
Undisputed Trade Receivables - Considered Good	17.63	14.16
Allowance for expected credit loss	(4.70)	(4.05)
<b>Total</b>	<b>12.93</b>	<b>10.11</b>

14.1 Trade receivables ageing schedule-current period (Amount in INR Crores)

Particulars	As at 31st March 2024					Total
	Outstanding for following periods from due date of payment					
	Less than 6 months	6 months -1 year	1 - 2 years	2 - 3 years	More than 3 years	
Undisputed Trade receivables – considered	12.73	0.79	0.97	1.20	1.94	17.63
Undisputed Trade Receivables – which have significant increase in credit risk	-	-	-	-	-	-
Undisputed Trade Receivables – credit	-	-	-	-	-	-
Disputed Trade Receivables–considered	-	-	-	-	-	-
Disputed Trade Receivables – which have significant increase in credit risk	-	-	-	-	-	-
Disputed Trade Receivables – credit	-	-	-	-	-	-
<b>Trade receivables as at 31st March 2024</b>	<b>12.73</b>	<b>0.79</b>	<b>0.97</b>	<b>1.20</b>	<b>1.94</b>	<b>17.63</b>
Less: Expected Credit Loss provision						(4.70)
<b>Net Trade receivable as at 31st March 2024</b>						<b>12.93</b>

14.2 Trade receivables ageing schedule-previous period (Amount in INR Crores)

Particulars	As at 31st March 2023					Total
	Outstanding for following periods from due date of payment					
	Less than 6 months	6 months -1 year	1 - 2 years	2 - 3 years	More than 3 years	
Undisputed Trade receivables – considered	9.19	0.93	1.62	1.34	1.08	14.16
Undisputed Trade Receivables – which have significant increase in credit risk	-	-	-	-	-	-
Undisputed Trade Receivables – credit	-	-	-	-	-	-
Disputed Trade Receivables–considered	-	-	-	-	-	-
Disputed Trade Receivables – which have significant increase in credit risk	-	-	-	-	-	-
Disputed Trade Receivables – credit	-	-	-	-	-	-
<b>Trade receivables as at 31st March 2023</b>	<b>9.19</b>	<b>0.93</b>	<b>1.62</b>	<b>1.34</b>	<b>1.08</b>	<b>14.16</b>
Less: Expected Credit Loss provision						(4.05)
<b>Net Trade receivable as at 31st March 2023</b>	<b>17.82</b>	<b>0.59</b>	<b>0.70</b>	<b>0.14</b>	<b>0.05</b>	<b>10.11</b>

14.3 Credit period and risk

Significant portion of the Company's business is against receipt of cash settled near to the time of sale/service. Credit is provided mainly to Insurance Companies, Corporate customers and customers covered by Government accorded health benefits. The insurance Companies are required to maintain minimum reserve levels and pre-approve the insurance claim, Government undertakings and the Corporate Customers are enterprises with high credit ratings. Accordingly, the Company's exposure to credit risk in relation to trade receivables is low.

Trade receivables are non-interest bearing and are generally due immediately when the invoice is raised. Of the Trade Receivable as at 31 March 2024, Rs. 12.78 Crores (As at 31 March 2023: Rs. 11.74 crores) are due from 6 (as at 31 March 2023: 7) of the Company's customers i.e. having more than 5% of the total outstanding trade receivable balance. There are no other customers who represent more than 5% of the total balance of trade receivables.


No trade receivable are due from directors or other officers of the Company either severally or jointly with any other person. Nor any trade receivable are due from firms or private companies respectively in which any director is a partner, a director or a member.

14.4 Expected credit loss allowance

The Company has used a practical expedient by computing the expected loss allowance for trade receivables based on provision matrix. The provision matrix takes into account the historical credit loss experience and adjustments for forward looking information. The expected credit loss allowance is based on the ageing of the days the receivables are due and the rates as given in the provision matrix, considering the amounts due from the government undertakings and the other undertakings.

The provision matrix is as follows:

Particulars	As at 31st March 2024	As at 31st March 2023
1-90 days past due	1% to 17%	1% to 10%
91-180 days past due	29% to 32%	18% to 36%
181-270 days past due	31% to 42%	31% to 40%
271-360 days past due	45% to 56%	36% to 56%
361-450 days past due	48% to 100%	40% to 100%
451-540 days past due	46% to 100%	46% to 100%
541-630 days past due	62% to 100%	60% to 100%
630-720 days past due	72% to 100%	67% to 100%
720-810 days past due	82% to 100%	79% to 100%
More than 810 days past due	100%	100%



**Dr. Agarwal's Eye Hospital Limited**  
**Notes to the Financial Statements for the year ended 31st March 2024**

**14.5 Movement in the allowance for doubtful receivables (including expected credit loss allowance)** (Amount in INR Crores)

Particulars	As at 31st March 2024	As at 31st March 2023
Balance at beginning of the period	4.05	3.48
(Add) Provision Created during the period	0.86	0.80
(Less) Provision Utilised during the year / Bad debts written off	(0.21)	(0.23)
<b>Balance at end of the period</b>	<b>4.70</b>	<b>4.05</b>

**15 Cash and cash equivalents** (Amount in INR Crores)

Particulars	As at 31st March 2024	As at 31st March 2023
Cash on Hand	0.52	0.57
Bank balances		
In Current Accounts	32.36	16.79
In Fixed deposits with maturity less than 3 months	-	10.02
<b>Total</b>	<b>32.88</b>	<b>27.38</b>

**16 Bank balances other than cash and cash equivalents** (Amount in INR Crores)

Particulars	As at 31st March 2024	As at 31st March 2023
In Fixed Deposits - under Lien	0.76	0.64
Unpaid dividend	0.09	0.08
Fixed deposits - Other bank balances	0.01	-
<b>Total</b>	<b>0.86</b>	<b>0.72</b>

Notes:

Deposit under Lien represents deposits placed for Bank Guarantees obtained by the Company from Banks towards: (Amount in INR Crores)

Particulars	As at 31st March 2024	As at 31st March 2023
Customers	0.76	0.64
<b>Total</b>	<b>0.76</b>	<b>0.64</b>

**17 Other financial assets (Current)** (Amount in INR Crores)

Particulars	As at 31st March 2024	As at 31st March 2023
Interest accrued not due		
On Fixed deposits	0.34	-
Other Current Financial Assets		
Receivable from Related Parties (Refer Note 49.4)	-	0.25
Rental Deposits		
Others	1.62	1.83
<b>Total</b>	<b>1.96</b>	<b>2.08</b>

**18 Other current assets** (Amount in INR Crores)

Particulars	As at 31st March 2024	As at 31st March 2023
(Unsecured and Considered Good)		
Prepaid expenses	0.37	0.17
Advances to employees	-	0.03
Balances with Government Authorities		
Input Credit Receivables	0.13	0.02
Advances to suppliers	0.95	0.03
<b>Total</b>	<b>1.45</b>	<b>0.25</b>





**Dr. Agarwal's Eye Hospital Limited**  
Notes to the Financial Statements for the year ended 31st March 2024

19 Equity share capital

Particulars	As at 31st March 2024		As at 31st March 2023	
	Number of Shares	(Amount in INR Crores)	Number of Shares	(Amount in INR Crores)
<b>Authorised Share Capital</b>				
Equity Shares of INR. 10 each	20,000,000	20.00	20,000,000	20.00
	<b>20,000,000</b>	<b>20.00</b>	<b>20,000,000</b>	<b>20.00</b>
<b>Issued capital</b>				
Equity Shares of INR. 10 each	4,700,000	4.70	4,700,000	4.70
	<b>4,700,000</b>	<b>4.70</b>	<b>4,700,000</b>	<b>4.70</b>
<b>Subscribed and Paid up capital</b>				
Equity Shares of INR. 10 each	4,700,000	4.70	4,700,000	4.70
<b>Total</b>	<b>4,700,000</b>	<b>4.70</b>	<b>4,700,000</b>	<b>4.70</b>

19.1 Reconciliation of the number of shares and amount outstanding at the beginning and at the end of the reporting period

Particulars	As at 31st March 2024		As at 31st March 2023	
	Number of Shares	(Amount in INR Crores)	Number of Shares	(Amount in INR Crores)
<b>Equity Shares</b>				
Shares outstanding as at the beginning of the period	4,700,000	4.70	4,700,000	4.70
Add: Fresh issue of shares/Adjustment during the period	-	-	-	-
Add: Bonus issue during the period	-	-	-	-
Less: Buy-back of shares during the period	-	-	-	-
Shares outstanding as at the end of the period	<b>4,700,000</b>	<b>4.70</b>	<b>4,700,000</b>	<b>4.70</b>

19.2 Details of shares held by Dr. Agarwal's Health Care Limited (holding company)

Class of Shares	Number of Shares	
	As at 31st March 2024	As at 31st March 2023
Equity Shares of INR. 10/- each	3,372,408	3,372,408

19.3 Terms / rights attached to equity shares

The Company has only one class of equity shares having a par value of INR. 10. Each holder is entitled to one vote per equity share. Dividends are paid in Indian rupees. Dividend proposed by the Board of Directors, if any, is subject to the approval of the shareholders at the annual general meeting except in case of interim dividend. Repayment of capital will be in accordance with the terms of the Articles of Association and in proportion to the number of equity shares held.

19.4 Details of shares held by each shareholder holding more than 5% shares

Name of Shareholders	As at 31st March 2024		As at 31st March 2023	
	Number of Shares held	% holding of equity shares	Number of Shares held	% holding of equity shares
<b>Equity Shares of INR 10 each:</b>				
Dr. Agarwal's Health Care Limited	3,372,408	71.75%	3,372,408	71.75%
<b>Total</b>	<b>3,372,408</b>	<b>71.75%</b>	<b>3,372,408</b>	<b>71.75%</b>

19.5 Share holding by promoters

Particulars	As at 31st March 2024		As at 31st March 2023		% Change in share holding
	Number of Shares held	% holding of equity shares	Number of Shares held	% holding of equity shares	
Dr. Agarwal's Health Care Limited	3,372,408	71.75%	3,372,408	71.75%	-
Dr. Sunita Agarwal	6,663	0.14%	6,663	0.14%	-
Pankaj Sondhi	100	0.00%	100	0.00%	-
<b>Total Promoter Holdings</b>	<b>3,379,171</b>	<b>71.89%</b>	<b>3,379,171</b>	<b>71.89%</b>	<b>-</b>

Note:

There were no shares issued pursuant to contract without payment being received in cash, allotted as fully paid up by way of bonus issues or brought back during the last five years immediately preceding 31st March 2024



**Dr. Agarwal's Eye Hospital Limited**

**Notes to the Financial Statements for the year ended 31st March 2024**

**20 Other equity**

(Amount in INR Crores)

Particulars	Note	As at 31st March 2024	As at 31st March 2023
General Reserve	20.1	0.83	0.83
Securities Premium	20.2	5.51	5.51
Retained earnings	20.3	146.11	102.30
<b>Total Reserves and Surplus</b>		<b>152.45</b>	<b>108.64</b>

**20.1 General reserve**

(Amount in INR Crores)

Particulars	As at 31st March 2024	As at 31st March 2023
Opening Balance	0.83	0.83
<b>Closing balance</b>	<b>0.83</b>	<b>0.83</b>

**Note:**

The general reserve represents appropriation of retained earnings by transferring profits. As the general reserve is created by a transfer from one component of equity to another and is not an item of other comprehensive income, items included in the general reserve will not be reclassified subsequently to profit or loss.

**20.2 Securities premium**

(Amount in INR Crores)

Particulars	As at 31st March 2024	As at 31st March 2023
Opening Balance	5.51	5.51
<b>Closing balance</b>	<b>5.51</b>	<b>5.51</b>

Amounts received on issue of shares in excess of the par value has been classified as securities premium.

**20.3 Retained earnings**

(Amount in INR Crores)

Particulars	As at 31st March 2024	As at 31st March 2023
Opening Balance	102.30	67.14
<b>Adjustments</b>		
Profit attributable to owners of the Company	46.36	36.92
Dividends distributed to Equity Shareholders	(2.59)	(1.41)
Remeasurement of net defined benefit liability or asset (Net of taxes) (Refer note 42.3)	0.04	(0.35)
<b>Closing balance</b>	<b>146.11</b>	<b>102.30</b>

**Notes:**

(i) In accordance with Notification G.S.R 404(E), dated 6 April 2016, remeasurement of defined benefit plans is recognised as part of retained earnings.

(ii) In respect of the year ended 31st March 2024, the directors propose that a final dividend of Rs.2.50 per share to be paid on fully paid equity shares. This equity dividend is subject to approval by shareholders at the annual general meeting and has not been included as a liability in these financial statements. The proposed equity dividend is payable to all holders of fully paid equity shares.



**Dr. Agarwal's Eye Hospital Limited**

Notes to the Financial Statements for the year ended 31st March 2024

**21 Borrowings (Non-Current)**

(Amount in INR Crores)

Particulars	As at 31st March 2024	As at 31st March 2023
<b>Borrowings measured at amortized cost:</b>		
(Secured Borrowings)		
<b>Term Loans-</b>		
Banks (Refer Note (21.1) below)	44.46	35.77
<b>Total</b>	<b>44.46</b>	<b>35.77</b>

**21.1 Details of term loan from banks - secured**

The Company has availed Term Loan from Banks as at 31st March 2024. The details of tenor, interest rate, repayment terms of the same are given below:

(Amount in INR Crores)

S.No.	Original Tenor (in Months)	Interest Rate	No. of Installments outstanding as at		Repayment Terms	Loan Amount As at 31st March 2024	Loan Amount As at 31st March 2023
			31st March 2024	31st March 2023			
<b>Term Loans from Axis Bank (Refer Note (i) below)</b>							
1	19	Repo + Spread	0	7	Principal/ Interest Monthly	-	2.27
2	120	Repo + Spread	96	96	Principal/ Interest Monthly	50.81	35.82
<b>Sub-Total</b>						<b>50.81</b>	<b>38.09</b>
<b>GECL Loan from Axis Bank (Refer Note (ii) below)</b>							
1	29	Repo + Spread	5	17	Principal/ Interest Monthly	0.49	1.67
<b>Sub-Total</b>						<b>0.49</b>	<b>1.67</b>
<b>Vehicle Loans from Axis Bank</b>							
1	60	9%	0	14	Principal/ Interest Monthly	-	0.13
<b>Sub-Total</b>						<b>-</b>	<b>0.13</b>
<b>Total of borrowings from Banks</b>						<b>51.30</b>	<b>39.89</b>
Less : Current Maturities of long-term borrowings (Refer Note 25)						<b>(6.84)</b>	<b>(4.12)</b>
<b>Long-term Borrowings</b>						<b>44.46</b>	<b>35.77</b>

**Notes 21.1(a)**

(a) Security

(i) Axis bank Term Loan and Overdraft facility

The details of Security provided are as follows:

Primary Security

- Hypothecation of the entire current assets of the company.
- First and exclusive charge on the Plant and Machinery owned by the company other than those funded by other banks/NBFCs.
- Term loan – Hypothecation of movable fixed assets proposed/existing purchased out of term loans.

Collateral Security

Collateral Security common for all facilities

- Paripassu charge (with HDFC Limited for a loan taken by Dr. Agarwal Eye Institute) on the landed property of 9.68 grounds belonging to Dr Agarwal Eye Institute and proposed building to be constructed there on at No. 19, Cathedral Road, Gopalapuram, Chennai, 600086.

Personal/ Corporate Guarantor

- Personal Guarantees of Dr. Amar Agarwal, Dr. Athiya Agarwal, Dr. Adil Agarwal, Dr. Anosh Agarwal, Dr. Ashar Agarwal, Dr. Ashvin Agarwal, Dr. Agarwal's Health Care Limited and Dr. Agarwal Eye Institute.

(ii) The Government of India under "Emergency Credit Line Guaranteed Scheme (ECLGS) has directed the banks to provide Guaranteed emergency Credit Line (GECL) by way of working capital term loan (WCTL). This facility is covered by 100% guarantee from NCGTC (National Credit Guarantee Trustee Company Ltd - Ministry of Finance). The amount sanctioned is INR 3.52 Crore with a moratorium period of 12 months, further Security provided against GECL loan are as follows:

- Second charge on all primary & collateral securities mentioned above.
- 100% Guarantee from NCGTC

(b) As at 31 March 2024, the Company has not complied with a financial covenant relating to current ratio specified in the sanction letter. Subsequent to the year end, the Company has obtained a written acknowledgement from the bank that the non-compliance will not impact the term and the repayment terms as per the original schedule will hold good. There have been no non compliance with the repayment of principal and interest as well as other terms and conditions of the borrowing availed by the Company during the year.



**Dr. Agarwal's Eye Hospital Limited**  
Notes to the Financial Statements for the year ended 31st March 2024

22 Lease liabilities (Non-Current) (Amount in INR Crores)

Particulars	As at 31st March 2024	As at 31st March 2023
Lease Liabilities	203.59	177.97
<b>Total</b>	<b>203.59</b>	<b>177.97</b>

23 Other financial liabilities (Non-Current) (Amount in INR Crores)

Particulars	As at 31st March 2024	As at 31st March 2023
Acquisition Liabilities	-	0.48
Other Financial Liabilities		
Retention money payable	1.35	0.74
Other Financial Liabilities measured at Fair Value	1.01	0.36
<b>Total</b>	<b>2.36</b>	<b>1.58</b>

24 Provisions (Non-Current) (Amount in INR Crores)

Particulars	As at 31st March 2024	As at 31st March 2023
Provision for Employee Benefits:		
Gratuity Payable (Refer note 42.3)	5.76	4.64
Compensated Absences (Refer note 42.2)	1.67	1.56
<b>Total</b>	<b>7.43</b>	<b>6.20</b>

25 Borrowings (Current) (Amount in INR Crores)

Particulars	As at 31st March 2024	As at 31st March 2023
Loans repayable on demand		
Current Maturities of Long-Term Borrowings		
Secured Borrowings-Bank (Refer note (ii))	6.84	4.12
Overdraft facility (Refer note (i))	-	3.94
<b>Total</b>	<b>6.84</b>	<b>8.06</b>

Notes :

(i) The details of interest rate, repayment and other terms of the Short Term Borrowings are as follows:

Type	Name of the party	Interest Rate	Repayment Terms	As at 31st March 2024	As at 31st March 2023
Overdraft facility	Axis Bank	Repo+Spread	On Demand	-	3.94

(ii) Security Refer Note 21.1(a)

26 Lease liabilities (Current) (Amount in INR Crores)

Particulars	As at 31st March 2024	As at 31st March 2023
Lease Liabilities	13.13	10.67
<b>Total</b>	<b>13.13</b>	<b>10.67</b>

27 Trade payables (Amount in INR Crores)


Particulars	As at 31st March 2024	As at 31st March 2023
Dues of Micro Enterprises and Small Enterprises (Refer Note 39)	4.62	2.28
Dues of Creditors Other than Micro Enterprises and Small Enterprises (Refer note 49.4)	27.22	24.41
<b>Total</b>	<b>31.84</b>	<b>26.69</b>

27.1 Trade payables ageing schedule-current period (Amount in INR Crores)

Particulars	As at 31st March 2024					Total
	Outstanding for following periods from due date of payment					
	Not due	Less than 1 year	1 - 2 year	2 - 3 year	More than 3 year	
MSME	4.59	0.03	-	-	-	4.62
Others	23.42	2.09	1.13	0.30	0.28	27.22
Disputed dues - MSME	-	-	-	-	-	-
Disputed dues - Others	-	-	-	-	-	-
<b>Total</b>	<b>28.01</b>	<b>2.12</b>	<b>1.13</b>	<b>0.30</b>	<b>0.28</b>	<b>31.84</b>

27.2 Trade payables ageing schedule-previous period (Amount in INR Crores)

Particulars	As at 31st March 2023					Total
	Outstanding for following periods from due date of payment					
	Not due	Less than 1 year	1 - 2 year	2 - 3 year	More than 3 year	
MSME	-	2.28	-	-	-	2.28
Others	18.86	4.74	0.30	0.20	0.31	24.41
Disputed dues - MSME	-	-	-	-	-	-
Disputed dues - Others	-	-	-	-	-	-
<b>Total</b>	<b>18.86</b>	<b>7.02</b>	<b>0.30</b>	<b>0.20</b>	<b>0.31</b>	<b>26.69</b>



**Dr. Agarwal's Eye Hospital Limited**  
Notes to the Financial Statements for the year ended 31st March 2024

**28 Other financial liabilities (Current)** (Amount in INR Crores)

Particulars	As at 31st March 2024	As at 31st March 2023
Payables towards purchase of Property, Plant and Equipment	11.52	4.00
Interest Accrued but not due	0.04	0.02
Acquisition Liabilities(Refer Note below)	0.48	0.42
Payable to Related Party (Refer Note 49.4)	8.15	-
Unpaid dividend	0.09	0.08
<b>Total</b>	<b>20.28</b>	<b>4.52</b>

**Note:**

Acquisition Liabilities represents the estimated fair value of the contingent consideration relating to the acquisition of eye hospital which was acquired upto 31st March 2024

**29 Other current liabilities** (Amount in INR Crores)

Particulars	As at 31st March 2024	As at 31st March 2023
Contract liabilities	1.84	1.08
Statutory remittances	2.19	1.99
Gratuity Payable (Refer note 42.3)	1.16	1.03
<b>Total</b>	<b>5.19</b>	<b>4.10</b>

**30 Provisions (Current)** (Amount in INR Crores)

Particulars	As at 31st March 2024	As at 31st March 2023
Provision for Employee Benefits:		
Compensated Absences (Refer note 42.2)	1.02	0.77
Provision for Contingencies (Refer note 30.1 below)	0.27	0.27
<b>Total</b>	<b>1.29</b>	<b>1.04</b>

30.1 (i) The Company carries a 'provision for contingencies' towards various claims against the Company not acknowledged as debts (Refer Note 41), based on Management's best estimate.

(ii) Whilst the provision as at 31st March 2024 is considered as current in nature, the actual outflow with regard to said matters depends on the exhaustion of remedies available under the law based on various developments. No recoveries are expected against the provision.



**Dr. Agarwal's Eye Hospital Limited**  
**Notes to the Financial Statements for the year ended 31st March 2024**

**31 Revenue from operations** (Amount in INR Crores)

Particulars	For the year ended 31st March 2024	For the year ended 31st March 2023
Sale of Products (Refer Note (31.1) below)	74.87	64.80
Sale of Services (Refer Note (31.1) below)	241.67	201.93
Other Operating Revenues	2.76	1.37
<b>Total</b>	<b>319.30</b>	<b>268.10</b>

**31.1 Disaggregation of the revenue information**

The tables below present disaggregated revenues from contracts with customers for the year ended 31st March 2024 by offerings. The Company believes that this disaggregation best depicts how the nature, amount, timing and uncertainty of our revenues and cash flows are affected by industry, market and other economic factors.

**Sale of Products comprises the following:** (Amount in INR Crores)

Particulars	For the year ended 31st March 2024	For the year ended 31st March 2023
<b>Traded</b>		
Opticals	48.16	42.16
Pharmaceutical Products	25.12	21.07
Contact Lens and Accessories	1.59	1.57
	<b>74.87</b>	<b>64.80</b>
<b>Total - Sale of Products</b>	<b>74.87</b>	<b>64.80</b>

**Sale of Services comprises the following :** (Amount in INR Crores)

Particulars	For the year ended 31st March 2024	For the year ended 31st March 2023
Income from Surgeries	200.82	166.38
Income from Consultation	12.43	11.85
Income from Treatments and Investigations	28.42	23.70
<b>Total - Sale of Services</b>	<b>241.67</b>	<b>201.93</b>

**Note:**

The services are rendered to various patients and there are no patients who represent more than 10% of the total revenue. However, the Hospital also serves patients who are covered under insurance/health schemes run by insurance companies, corporates and the central/state government agencies, wherein the services rendered to the patient is on credit to be reimbursed by the said insurance company, corporate or government agency.

**31.2 Trade receivables and contract balances**

The group classifies the right to consideration in exchange for deliverables as receivable.

The Company classifies the right to consideration in exchange for deliverables as receivable.

A receivable is a right to consideration that is unconditional upon passage of time. Revenue is recognized as and when the related goods / services are delivered / performed to the customer.

Trade receivable are presented net of impairment in the Balance Sheet.

Contract liabilities include payments received in advance of performance under the contract, and are realized with the associated revenue recognized under the contract.

**31.3 Performance obligations and remaining performance obligations**

The remaining performance obligation disclosure provides the aggregate amount of the transaction price yet to be recognised as at the end of the reporting period and an explanation as to when the Company expects to recognise these amounts in revenue. Applying the practical expedient as given in IND AS - 115, the Company has not disclosed information about remaining performance obligations in contracts where the original contract duration is one year or less or where the entity has the right to consideration that corresponds directly with the value of entity's performance completed to date.

**31.4 Geographical revenue breakdown** (Amount in INR Crores)

Particulars	For the year ended 31st March 2024	For the year ended 31st March 2023
Within India	319.30	268.10
<b>Total</b>	<b>319.30</b>	<b>268.10</b>



# Dr. Agarwal's Eye Hospital Limited

## Notes to the Financial Statements for the year ended 31st March 2024

(Amount in INR Crores)		
32 Other income	For the year ended 31st March 2024	For the year ended 31st March 2023
<b>Particulars</b>		
Interest Income on financial assets carried at amortised cost		
Interest Income - Bank deposits	1.26	0.20
Interest Income - Security deposits	0.69	0.58
Profit on sale of Property, Plant and Equipment	-	0.03
Liabilities no longer required - Written Back	1.72	0.24
Miscellaneous Income	1.30	0.50
<b>Total</b>	<b>4.97</b>	<b>1.55</b>

(Amount in INR Crores)		
33 Purchases of stock-in-trade	For the year ended 31st March 2024	For the year ended 31st March 2023
<b>Particulars</b>		
Opticals	18.25	15.41
Pharmaceutical Products	16.22	13.36
Contact Lens and Accessories	1.03	1.51
Purchase for food item	0.45	0.40
<b>Total</b>	<b>35.95</b>	<b>30.68</b>

(Amount in INR Crores)		
34 Changes in inventories of finished goods, stock-in-trade and work-in-progress	For the year ended 31st March 2024	For the year ended 31st March 2023
<b>Particulars</b>		
<b>Inventories at the beginning of the year:</b>		
Opticals	2.07	2.08
Pharmaceutical Products	1.50	1.14
Contact Lens and Accessories	0.91	0.39
	<b>4.48</b>	<b>3.61</b>
<b>Inventories at the end of the year:</b>		
Opticals	3.53	2.07
Pharmaceutical Products	2.17	1.50
Contact Lens and Accessories	1.03	0.91
	<b>6.73</b>	<b>4.48</b>
<b>Total</b>	<b>(2.25)</b>	<b>(0.87)</b>

(Amount in INR Crores)		
35 Employee benefits expense	For the year ended 31st March 2024	For the year ended 31st March 2023
<b>Particulars</b>		
Salaries and Bonus	55.46	47.46
Contributions to Provident and Other Funds (Refer note 42.1 & 42.3)	4.05	3.48
Staff welfare expenses	1.80	1.36
Employee Stock option expense (Refer note 45.4)	2.47	0.96
<b>Total</b>	<b>63.78</b>	<b>53.26</b>

Note :- Salaries and Bonus to an extent of Rs. 2.47 crores and Employee Stock Option expense of Rs. 2.47 crores cross charged from Dr. Agarwal's Health Care Limited.

(Amount in INR Crores)		
36 Finance costs	For the year ended 31st March 2024	For the year ended 31st March 2023
<b>Particulars</b>		
Interest expense		
Interest on Term loan - Bank	0.18	0.95
Interest on Deferred Consideration	0.08	0.14
Interest Others	0.05	0.13
Interest on lease liability (Refer note 44.3)	6.79	5.58
Other Borrowing Costs	0.07	0.07
<b>Total</b>	<b>7.17</b>	<b>6.87</b>

Note :- Other Borrowing Costs represents the corporate guarantee charges which is payable to Dr. Agarwal's Health Care Limited.



**Dr. Agarwal's Eye Hospital Limited**  
**Notes to the Financial Statements for the year ended 31st March 2024**

(Amount in INR Crores)		
37 Depreciation and amortisation expenses	For the year ended 31st March 2024	For the year ended 31st March 2023
<b>Particulars</b>		
Depreciation on Tangible Assets (Refer note 5)	13.01	9.29
Amortization on Intangible Assets (Refer note 8)	0.35	0.52
Depreciation on Right-of-use assets (Refer note 6)	13.25	10.37
<b>Total</b>	<b>26.61</b>	<b>20.18</b>

(Amount in INR Crores)		
38 Other expenses	For the year ended 31st March 2024	For the year ended 31st March 2023
<b>Particulars</b>		
Power and Fuel	5.60	3.29
Water Consumption	0.14	0.11
Rent	3.22	3.22
Repairs & Maintenance		
Repairs & Maintenance - equipments	1.31	1.93
Repairs & Maintenance -Others	2.78	2.92
Hospital maintenance charges and Security charges	6.11	5.02
Insurance	0.21	0.10
Rates and Taxes	0.12	(0.05)
Communication	1.05	0.92
Travelling and Conveyance	3.84	3.58
Printing and Stationery	1.36	1.24
Legal and Professional Charges	2.20	2.19
Software Maintenance Charges	1.13	1.62
Business Promotion and Entertainment	3.19	2.82
Marketing Expenses	9.55	7.41
Payment to Auditors (Refer note 38.1 below)	0.48	0.48
Bank charges	1.13	1.17
Net Loss on Foreign Currency Transactions and Translation	-	0.11
Loss on Sale of property, plant and equipment	0.23	-
Allowance for expected credit losses	0.86	0.80
Bad Receivables Written off	0.21	0.23
Less: Utilisation of allowances other Allowance for expected credit losses	(0.21)	(0.23)
Expenditure on Corporate Social Responsibility (Refer note 38.2 below)	0.65	0.43
Miscellaneous Expenses	0.38	1.12
<b>Total</b>	<b>45.54</b>	<b>40.43</b>

Note :- Repairs and maintenance to an extent of Rs. 0.42 crores cross charged from Dr. Agarwal's Health Care Limited and Software maintenance charges of Rs. 0.87 crores cross charged to Dr. Agarwal's Health Care Limited.

(Amount in INR Crores)		
38.1 Payment to auditors	For the year ended 31st March 2024	For the year ended 31st March 2023
<b>Particulars</b>		
<b>As Auditors:</b>		
For Statutory Audit (including Limited Review Fees)	0.40	0.40
Reimbursement of Expenses	0.01	0.01
Goods and Service Tax	0.07	0.07
<b>Total</b>	<b>0.48</b>	<b>0.48</b>





**Dr. Agarwal's Eye Hospital Limited**  
**Notes to the Financial Statements for the year ended 31st March 2024**

**38.2 Corporate social responsibility (CSR)**

(Amount in INR Crores)

Particulars	For the year ended 31st March 2024	For the year ended 31st March 2023
Amount required to be spent by the company during the year	0.65	0.43
Amount approved by the Board to be spent during the year	0.65	0.43
(a) Healthcare services	0.11	0.24
(b) Promotion of education	0.47	0.19
(c) Others	0.07	-

**39 Disclosures required under section 22 of the micro, small and medium enterprises development act, 2006**

(Amount in INR Crores)

Particulars*	For the year ended 31st March 2024	For the year ended 31st March 2023
Principal amount remaining unpaid to any supplier as at the end of the accounting year	4.62	2.28
Interest due thereon remaining unpaid to any supplier as at the end of the accounting year	0.02	0.10
The amount of interest due and payable for the year	0.02	0.10
The amount of interest accrued and remaining unpaid at the end of the accounting year	0.02	0.10
The amount of further interest due and payable even in the succeeding year, until such date when the interest dues as above are actually paid	-	0.01

\*Dues to Micro and Small Enterprises have been determined to the extent such parties have been identified on the basis of information collected by the Management.

**40 Capital commitments**

(Amount in INR Crores)

Particulars	As at 31st March 2024	As at 31st March 2023
The estimated amount of contracts remaining to be executed on Capital Account, net of advances and not provided for	27.84	36.44
Towards construction of property	21.11	36.17
Others	6.73	0.27

**41 Contingent liabilities**

(Amount in INR Crores)

Particulars	As at 31st March 2024	As at 31st March 2023
Consumer Claims against the Company not acknowledged as debt	1.98	2.08

**Notes:**

(i) Based on Professional Advice / Management's assessment of all the above claims, the company expects a favorable decision in respect of the above claims and hence no specific provision has been considered for the above claims.

(ii) The amounts shown above represent the best possible estimates arrived at on the basis of the available information. The uncertainties and possible reimbursement are dependent on the outcome of the various legal proceedings which have been initiated by the Company or the Claimants, as the case may be and, therefore, cannot be predicted accurately.



**Dr. Agarwal's Eye Hospital Limited**  
Notes to the Financial Statements for the year ended 31st March 2024

42 Employee benefits

42.1 Defined contribution plans

(c) Expenses recognized :

(Amount in INR Crores)

Particulars	For the year ended 31st March 2024	For the year ended 31st March 2023
Included under 'Contributions to Provident and Other Funds' (Refer Note 35)		
Contributions to provident and pension funds	2.46	2.08
Contributions to Employee State Insurance	0.25	0.28
<b>Total</b>	<b>2.71</b>	<b>2.36</b>

42.2 Compensated absences

(Amount in INR Crores)

Particulars	For the year ended 31st March 2024	For the year ended 31st March 2023
Included under 'Salaries and Bonus' (Refer Note 35)	0.15	0.74
<b>Particulars</b>	<b>31st March 2024</b>	<b>31st March 2023</b>
Net asset / (liability) recognized in the Balance Sheet	(2.69)	(2.33)
Current portion of the above (Refer Note 30)	(1.02)	(0.77)
Non - current portion of the above (Refer Note 24)	(1.67)	(1.56)

The Key Assumptions used in the computation of provision for compensated absences are as given below:

(Amount in INR Crores)

Particulars	For the year ended 31st March 2024	For the year ended 31st March 2023
Discount rate (% p.a)	7.20%	7.30%
Future Salary Increase (% p.a)	9.00%	10.00%
Withdrawal rate	22% at all ages	22% at all ages

42.3 Defined benefit plans

The Company operates a gratuity plan covering qualifying employees. The benefit payable is calculated as per the Payment of Gratuity Act, 1972 and the benefit vests upon completion of five years of continuous service and once vested it is payable to employees on retirement or on termination of employment. In case of death or disability while in service, the gratuity is payable irrespective of vesting. The Company makes annual contribution to the group gratuity scheme administered by the Life Insurance Corporation of India.

In respect of the plan, the most recent actuarial valuation of the plan assets and the present value of the defined benefit obligation were carried out as at 31st March 2024 by M/s Kapadia Global Actuaries for the Company. The present value of the defined benefit obligation, and the related current service cost and paid service cost, were measured using the projected unit cost credit method.

(a) Amount recognized in the statement of profit & loss (including other comprehensive income) in respect

(Amount in INR Crores)

Particulars	As at 31st March 2024	As at 31st March 2023
<b>Amounts recognized in Statement of Profit &amp; Loss in respect of these defined benefit plans are as follows:</b>		
Service Cost [Refer Note(i) below] :		
Current Service Cost (Refer note (i) below)	1.03	0.88
Net interest expense (after netting off interest income on plan assets INR 0.19 crores)	0.31	0.24
<b>Components of defined benefit costs recognized in the Statement of Profit and Loss</b>	<b>1.34</b>	<b>1.12</b>
<b>Remeasurement on the net defined benefit liability:</b>		
Return on plan assets (excluding amount included in net interest income)	0.02	0.04
Actuarial gains and loss arising from changes in Financial assumptions	(0.23)	0.13
Actuarial gains and loss arising from experience adjustments	0.16	0.31
<b>Components of defined benefit costs recognized in other comprehensive income</b>	<b>(0.05)</b>	<b>0.48</b>
<b>Total defined benefit cost recognized in Statement of Profit and Loss and Other Comprehensive Income</b>	<b>1.29</b>	<b>1.60</b>


(i) The current service cost and interest expense for the year are included in Note 35 - 'Employee Benefit Expenses' in the Statement of Profit & Loss under the line item 'Contribution to Provident and Other Funds'

(ii) The remeasurement of the net defined benefit liability is included in other comprehensive income.

(b) The amount included in the balance sheet arising from the entity's obligation in respect of defined

(Amount in INR Crores)

Particulars	As at 31st March 2024	As at 31st March 2023
<b>Net Asset/(Liability) recognized in the Balance Sheet</b>		
1. Present value of defined benefit obligation	8.93	7.97
2. Fair value of plan assets	(2.01)	(2.32)
<b>Net asset / (liability) recognized in the Balance Sheet</b>	<b>6.92</b>	<b>5.65</b>
Current portion of the above	1.16	1.03
Non - current portion of the above	5.76	4.64



**Dr. Agarwal's Eye Hospital Limited**  
**Notes to the Financial Statements for the year ended 31st March 2024**

(c) Movement in the present value of the defined benefit obligation are as follows : (Amount in INR Crores)

Particulars	As at 31st March 2024	As at 31st March 2023
Present value of defined benefit obligation at the beginning of the year	7.97	6.65
<b>Expenses Recognized in Statement of Profit and Loss:</b>		
Current Service Cost	1.03	0.88
Interest Expense/(Income)	0.50	0.35
<b>Recognized in Other Comprehensive Income:</b>		
Remeasurement gains / (losses)		
Actuarial (Gain)/ Loss arising from:		
Financial Assumptions	(0.23)	0.13
Experience Adjustments	0.16	0.30
Benefit payments	(0.50)	(0.34)
<b>Present value of defined benefit obligation at the end of the year</b>	<b>8.93</b>	<b>7.97</b>

(d) Movement in fair value of plan assets are as follows : (Amount in INR Crores)

Particulars	As at 31st March 2024	As at 31st March 2023
Fair value of plan assets at the beginning of the year	2.30	2.28
Adjustment to Opening Balance		
Expenses Recognized in Statement of Profit and Loss:		
Interest income	0.19	0.11
Recognized in Other Comprehensive Income:		
Remeasurement gains / (losses)		
Return on plan assets (excluding amount included in net interest income)	(0.02)	(0.04)
Contributions by employer	0.04	0.30
Benefit payments	(0.50)	(0.35)
<b>Fair value of plan assets at the end of the year</b>	<b>2.01</b>	<b>2.30</b>

(e) The fair value of plan assets plan at the end of the reporting period are as follows: (Amount in INR Crores)

Particulars	As at 31st March 2024	As at 31st March 2023
Investment Funds with Insurance Company		
Life Insurance Corporation of India	2.01	2.30

The plan assets comprise insurer managed funds. None of the assets carry a quoted market price in active market or represent the entity's own transferable financial instruments or property occupied by the entity.

(f) The Actual return on plan asset for the period ended 31st March 2024 was Rs.0.17 Crores ( For the year ended - 31st March 2023: Rs.0.07 Crores).

(g) Actuarial assumptions

**Investment Risk:**

The present value of defined benefit plan liability is calculated using a discount rate which is determined by reference to the prevailing market yields of Indian government securities as at the balance sheet date for the estimated term of the obligations.

**Interest Risk:**

A decrease in the bond interest rate will increase the plan liability. However, this will be partially offset by an increase in the return on the plan's Investments.

**Longevity Risk:**

The present value of the defined benefit plan liability is calculated by reference to the best estimate of the mortality of plan participants both during and after their employment. An increase in the life expectancy of the plan participants will increase the plan's liability.

**Salary Risk:**

The present value of the defined benefit plan liability is calculated by reference to the future salaries. In particular, there is a risk for The Company that any adverse salary growth can result in an increase in cost of providing these benefits to employees in future.



**Dr. Agarwal's Eye Hospital Limited**  
**Notes to the Financial Statements for the year ended 31st March 2024**

The principal assumptions used for the purpose of actuarial valuation were as follows :

Particulars	As at 31st March 2024	As at 31st March 2023
Discount rate	7.20%	7.30%
Expected rate of salary increase	9.00%	10.00%
Expected return on plan assets	7.30%	7.30%
Expected Attrition rate based on Past Service (PS) (% p.a)	22.00%	22.00%
Mortality	Indian Assured Lives (2012-2014)	Indian Assured Lives (2012-2014)

1. The discount rate is based on the prevailing market yields of Indian Government securities as at balance sheet date for the estimated term of
2. The estimates of future salary increases considered takes into account the inflation, seniority, promotion and other relevant factors.
3. In order to protect the capital and optimize returns within acceptable risk parameters, the plan assets are maintained with an insurer managed fund (maintained by the Life Insurance Corporation ("LIC")) and is well diversified.

**Sensitivity Analysis:**

The benefit obligation results of a such a scheme are particularly sensitive to discount rate, salary growth and employee attrition, if the plan provision do provide for such increases on commencement of pension.

The following table summarizes the impact in financial terms on the reported defined benefit obligation at the end of the reporting period arising on account changes in these four key parameters:

Increase / (Decrease) on the Defined benefit Obligation	(Amount in INR Crores)	
	As at 31st March 2024	As at 31st March 2023
<b>Discount Rate</b>		
Increase by 50 bps	8.78	7.83
Decrease by 50 bps	9.09	8.11
<b>Salary growth rate</b>		
Increase by 50 bps	9.06	8.09
Decrease by 50 bps	8.81	7.85
<b>Attrition rate</b>		
Increase by 50 bps	8.87	7.90
Decrease by 50 bps	9.00	8.05

These sensitivities have been calculated to show the movement in defined benefit obligation in isolation and assuming there are no other changes in market conditions at the accounting date. The sensitivity analysis presented above may not be representative of the actual change in the defined benefit obligations as it is unlikely that the change in assumptions would occur in isolation of one another as some of the assumptions may be correlated.

Furthermore in presenting the above sensitivity analysis the present value of defined benefit obligation has been calculated using the projected unit credit method at the end of the reporting period which is the same as that applied in calculating the defined benefit obligation liability recognized in the balance sheet.

**(h) Asset-Liability Matching Strategies**

The Company has purchased insurance policy, which is basically a year-on-year cash accumulation plan in which the interest rate is declared on yearly basis and is guaranteed for a period of one year. The insurance Company, as part of the policy rules, makes payment of all gratuity liability occurring during the year (subject to sufficiency of funds under the policy). The policy, thus, mitigates the liquidity risk. However, being a cash accumulation plan, the duration of assets is shorter compared to the duration of liabilities. Thus, The Company is exposed to movement in interest rate.

**(i) Effect of Plan on Entity's Future Cash Flows**

**a) Funding Arrangements and Funding Policy**

-The Company has purchased an insurance policy to provide for payment of gratuity to the employees. Every year, the insurance Company carries out a funding valuation based on the latest employee data provided by the Company. Any deficit in the assets arising as a result of such valuation is funded by the Company.

b) The Company expects to make a contribution of Rs. 1.16 crores during the next financial year.

c) The weighted average duration of the benefit obligation at 31st March 2024 is 3.84 years (as at 31st March 2023 is 3.86 years).

d) Maturity profile of defined benefit obligation:

Expected cash flows over the next (valued on undiscounted basis):	(Amount in INR Crores)	
	As at 31st March 2024	As at 31st March 2023
Within 1 year	2.52	2.27
2 to 5 years	4.87	4.29
6 to 10 years	3.06	2.74
<b>Total</b>	<b>10.45</b>	<b>9.30</b>



**Dr. Agarwal's Eye Hospital Limited**  
**Notes to the Financial Statements for the year ended 31st March 2024**

**43 Segment reporting**

The company is engaged in providing eye care and related services provided from its hospitals which are located in India. Based on the "management approach" as defined in Ind-AS 108 - Operating Segments, the Chief Operating Decision Maker (CODM) evaluates the company's performance and allocates resources based on an analysis of various performance indicators by the overall business segment, i.e. Eye care related sales and services.

As the allocation of resources and profitability of the business is evaluated by the CODM on an overall basis, with evaluation into individual categories to understand the reasons for variations, no separate segments have been identified. Accordingly no additional disclosure has been made for the segmental revenue, segmental results and the segmental assets & liabilities. All of the Company's on current assets and fixed assets are in India.

Particulars	(Amount in INR Crores)	
	As at 31st March 2024	As at 31st March 2023
<b>Segment Revenue</b>		
Within India	319.30	268.10
<b>Total Revenue</b>	<b>319.30</b>	<b>268.10</b>
<b>Segment Assets</b>		
Within India	417.40	326.58
<b>Total Assets</b>	<b>417.40</b>	<b>326.58</b>

**44 Leases**

**44.1 The following is the breakup of current and non-current lease liabilities**

Particulars	(Amount in INR Crores)	
	As at 31st March 2024	As at 31st March 2023
Current lease liabilities (Refer Note 26)	13.13	10.67
Non-current lease liabilities (Refer Note 22)	203.59	177.97
<b>Total</b>	<b>216.72</b>	<b>188.64</b>

**44.2 The contractual maturities of lease liabilities on an undiscounted basis is as follows:**

Lease Obligation	(Amount in INR Crores)	
	Expected Minimum Lease Commitment	
	As at 31st March 2024	As at 31st March 2023
Payable - Not later than one year	27.24	21.90
Payable - Later than one year but not later than five years	92.69	73.05
Payable - Later than five years	361.33	355.00
<b>Total</b>	<b>481.26</b>	<b>449.95</b>

**44.3 Amounts recognised in the statement of profit and loss**

Particulars	(Amount in INR Crores)	
	For the year ended 31st March 2024	For the year ended 31st March 2023
Interest on lease liabilities (Refer Note 36)	6.79	5.58
Expenses relating to short term leases (Refer Note 38)	3.22	3.22
Depreciation on right-of-use assets (Refer Note 37)	13.25	10.37
<b>Total</b>	<b>23.26</b>	<b>19.17</b>

Note: Interest on lease liabilities transferred to Capital-work-in-progress amounts to INR 8.78 crores for the year ended 31 March 2024 and Depreciation on Right-of-use assets transferred to Capital-work-in-progress amounts to INR 4.05 crores for the year ended 31 March 2024.

**44.4 Amounts recognised in the cash flow statement**

Particulars	(Amount in INR Crores)	
	For the year ended 31st March 2024	For the year ended 31st March 2023
Total cash outflow for leases	(18.89)	(8.44)

\* Excludes INR 5.93 crores included in Capital work in progress



**Dr. Agarwal's Eye Hospital Limited**  
**Notes to the Financial Statements for the year ended 31st March 2024**

**45 Share-based payments**

**45.1 Awards from the Holding Company**

The Company is covered under the employee stock option scheme of Dr. Agarwal's Health Care Limited, India (the holding company). Under the plan, the employees and doctors of the Company are granted shares and other stock awards of the holding company, in accordance with the terms and conditions as specified in the plan. The plan is assessed, managed and administered by the holding company, whose shares and share based benefits have been granted to the employees and doctors of the Company. The holding company currently operates an employee stock option ("ESOP") and a share appreciation rights ("SAR"). The Company has accounted for the amount of expense under Ind AS 102 considering the invoice received from the holding company and has made the related disclosures required under INDAS 102 based on information obtained from the holding company.

**45.2 ESOP**

The stock awards granted generally vest over a four service period. The annual stock awards are granted effective of the 28th November 2022; this effective date is the "award date" used for stock plan administration purposes and shown in the awards agreement. [The maximum number of shares in a stock award is, not exceeding 2% of the Paid Up Capital of the Holding Company, as on August 12, 2022, comprising 1,58,522 Options to or for the benefit of the employees of the Group.]

The following reconciles the share options at the beginning and at the end of the year: (Amount in INR Crores)

Particulars	Number of options as on 31st March 2024	*Weighted average price of option as on 31st March	Number of options as on 31st March 2023	*Weighted average price of option
Options outstanding as at the beginning of the period	34,880.00	1,593.06	-	-
Add: Options granted during the period	11,680.00	2,128.59	34,880.00	1,593.06
Less: Options lapsed/forfeited during the period	(1,108.00)	1,593.06	-	-
Less: Options exercised during the period	(1,568.00)	1,593.06	-	-
Less: Options Transferred during the period	-	-	-	-
<b>Options outstanding as at the year end</b>	<b>43,884.00</b>	<b>1,735.59</b>	<b>34,880.00</b>	<b>1,593.06</b>

\*Weighted average price of options of Series - 1 is Rs. 1,593.06 (outstanding number of options 32,204 )

\*Weighted average price of options of Series - 2 is Rs. 2,128.59 (outstanding number of options 11,680 )

The fair value has been calculated using the Black - Scholes Option Pricing Model and the significant assumptions and inputs to estimate the fair value of options granted during the year are as follows:

Particulars	Series - 1	Series - 2
Option grant date	28th November 2022	18th March 2024
Option price at the grant date	1,593.06	2,128.59
Option life	4 Years	3 Years
Exercise price	2,548.00	3,896.48
Risk-free interest rate	7.45%	6.95%
Expected volatility	46.23%	39.83%



**Dr. Agarwal's Eye Hospital Limited**  
**Notes to the Financial Statements for the year ended 31st March 2024**

**45.3 SAR**

The Share Appreciation Rights (SAR) gives consultant doctors of the Company the opportunity to receive a cash bonus equal to the appreciation in the value of the units which shall, for each unit, be the difference between fair market value of the equity shares as at payment event trigger(PET) of Dr. Agarwal's Health Care Limited (the holding company) and exercise price as stated under the Plan.

However, the payment timing shall not exceed 4 (four) years from the date of grant. If PET occurred only after 4 (four) years from the date of grant, then the 100% of the payment will be made at the end of the fourth year.

(Amount in INR Crores)

Particulars	Number of options as on 31st March 2024	Weighted average price of option as on 31st March 2024	Number of options as on 31st March 2023	Weighted average price of option as on 31st March 2023
SARs outstanding as at the beginning of the period	15,876.00	2,827.26	-	-
Add: SARs granted during the period	2,544.00	-	15,876.00	2,827.26
Less: SARs lapsed/forfeited during the period	(6,080.00)	-	-	-
Less: SARs exercised during the period	-	-	-	-
Less: SARs Transferred during the period	-	-	-	-
<b>Options outstanding as at the period end</b>	<b>12,340.00</b>	<b>2,827.26</b>	<b>15,876.00</b>	<b>2,827.26</b>

The fair value of each award was estimated on the date of year end using the following assumptions:

Particulars	Series 1	Series 2(a)	Series 2(b)
Option grant date	28th November 2022	18th March 2024	18th March 2024
Option price at the reporting date	2,827.26	2,128.59	2,351.63
Option life	4 Years	3 Years	4 Years
Exercise price	2,548.00	3,896.48	3,896.48

\*Weighted average price of options of Series - 1 is Rs. 3,054.76 (outstanding number of options 9,796 )

\*Weighted average price of options of Series - 2(a) is Rs. 2,128.59 (outstanding number of options 1,544 )

\*Weighted average price of options of Series - 2(b) is Rs. 2,351.63 (outstanding number of options 1,000 )

**45.4 Total expense accounted for by the company on account of the above are given below:**

(Amount in INR Crores)

Particulars	For the year ended 31st March 2024	For the year ended 31st March 2023
ESOP cost accounted by the company (Refer note 35)	2.47	0.96
SAR cost accounted by the company (included in Consultancy charges to Doctors)	0.65	0.37
<b>Total</b>	<b>3.12</b>	<b>1.33</b>

**46 Earnings per share**

(Amount in INR Crores)

Particulars	For the year ended 31st March 2024	For the year ended 31st March 2023
Earnings Per Share - Basic – Rs.	98.64	78.55
Earnings Per Share - Diluted – Rs.	98.64	78.55
Profit / (Loss) after Tax - Amount in Rs. Crs	46.36	36.92
Net Profit attributable to Equity Shareholders - Rs. in Crs (Basic and Diluted)	46.36	36.92
Weighted Average Number of Equity Shares (Face Value of Rs. 10 Each) - Basic (Nos.)	4,700,000	4,700,000
Weighted Average Number of Equity Shares (Face Value of Rs. 10 Each) - Diluted (Nos.)	4,700,000	4,700,000



**Dr. Agarwal's Eye Hospital Limited**  
**Notes to the Financial Statements for the year ended 31st March 2024**

**47 Financial instruments**

**47.1 Capital management**

The Company manages capital risk in order to maximize shareholders' profit by maintaining sound/optimal capital structure. For the purpose of the Company's capital management, capital includes Equity Share Capital and Other Equity including share of non-controlling interest and Debt includes Borrowings and Other Financial Liabilities excluding Payables towards PPE net of Cash and bank balances. The Company monitors capital on the basis of the following gearing ratio. There is no change in the overall capital risk management strategy of The Company compared to last year.

<b>Gearing Ratio :</b>		(Amount in INR Crores)	
<b>Particulars</b>	<b>As at 31st March 2024</b>	<b>As at 31st March 2023</b>	
Borrowings and Other Financial Liabilities	279.14	234.57	
Cash and Bank Balance	(33.74)	(28.10)	
<b>Net Debt (A)</b>	<b>245.40</b>	<b>206.47</b>	
<b>Total Equity (B)</b>	<b>157.15</b>	<b>113.34</b>	
<b>Net Debt to equity ratio (A/B)</b>	<b>1.56</b>	<b>1.82</b>	

**47.2 Categories of financial instruments**

The carrying value of the financial instruments by categories as on 31st March 2024 and 31st March 2023 is as follows:

		(Amount in INR Crores)	
<b>Particulars</b>	<b>As at 31st March 2024</b>	<b>As at 31st March 2023</b>	
<b>Financial Assets</b>			
<b>Measured at amortized cost</b>			
Cash and Cash Equivalents	32.88	27.38	
Other Bank balances	0.86	0.72	
Trade receivables	12.93	10.11	
Other financial assets	10.46	9.19	
	<b>57.13</b>	<b>47.40</b>	
<b>Financial Liabilities :</b>			
<b>Measured at fair value through P&amp;L</b>			
Other financial liabilities	1.01	-	
<b>Measured at amortized cost</b>			
Borrowings	51.30	43.83	
Trade Payables	31.84	26.69	
Payables towards PPE	11.52	4.00	
Other financial liabilities	10.11	2.10	
Lease Liabilities	216.72	188.64	
	<b>322.50</b>	<b>265.26</b>	

The management assessed that fair value of cash and cash equivalents, trade receivables, loans, borrowings, trade payables and other current financial assets and liabilities approximate their carrying amounts largely due to the short-term maturities of these instruments.

The fair value of the financial assets and liabilities is included at the amount at which the instrument could be exchanged in a current transaction between willing parties, other than in a forced or liquidation sale.

**The following methods and assumptions were used to estimate the fair value/amortized cost**

- (i) Long-term fixed-rate receivables/borrowings are evaluated by the Company based on parameters such as interest rates, specific country risk factors, individual losses and creditworthiness of the receivables
- (ii) The fair value of unquoted instruments, loans from banks and other financial liabilities, as well as other non-current financial liabilities are estimated by discounting future cash flows using rates currently available for debt on similar terms, credit risk and remaining maturities. In addition to being sensitive to a reasonably possible change in the forecast cash flows or discount rate, the fair value of the unquoted instruments is also sensitive to a reasonably possible change in the growth rates. The valuation requires management to use unobservable inputs in the model, of which the significant unobservable inputs are disclosed in the tables below. Management regularly assesses a range of reasonably possible alternatives for those significant unobservable inputs and determines their impact on the total fair value.

**Fair Value Hierarchy**

Level 1: Quoted prices (unadjusted) in active markets for identical assets or liabilities.

Level 2: Inputs other than quoted prices included within Level 1 that are observable for the asset or liability, either directly or indirectly.

Level 3: Inputs for the assets or liabilities that are not based on observable market data (unobservable inputs).

Details of financial assets and financial liabilities which were valued at fair value as of 31st March 2024 and 31st March 2023 are disclosed in Note 47.1





**Dr. Agarwal's Eye Hospital Limited**  
**Notes to the Financial Statements for the year ended 31st March 2024**

**47.3 Financial risk management framework**

The Company's board of directors have overall responsibility for the establishment and oversight of the Company's risk management framework. The Company manages financial risk relating to the operations through internal risk reports which analyze exposure by degree and magnitude of risk.

The Company's activities expose it to a variety of financial risks: liquidity risk, credit risk and market risk (including interest rate risk and other price risk). The Company's primary risk management focus is to minimize potential adverse effects of market risk on its financial performance. The Company's risk management assessment and policies and processes are established to identify and analyze the risks faced by the Company, to set appropriate risk limits and controls, and to monitor risks and compliance with the same. Risk assessment and management policies and processes are reviewed regularly to reflect changes in market conditions and the Company's activities. The Board of Directors and the Audit Committee is responsible for overseeing the Company's risk assessment and management policies and processes.

**(a) Liquidity Risk Management :**

Liquidity risk refers to the risk that the Company cannot meet its financial obligations as they become due. The Company manages its liquidity risk by ensuring as far as possible, that it will always have sufficient liquidity to meet its liabilities when due, under both normal and stressed conditions, without incurring unacceptable losses or risk to the Company's reputation. The Company maintains adequate reserves and banking facilities, and continuously monitors the forecast and actual cash flows by matching maturing profiles of financial assets and financial liabilities in accordance with the approved risk management policy of the Company periodically.

**Liquidity and Interest Risk Tables :**

The following tables detail the Company's remaining contractual maturity for its non-derivative financial liabilities with agreed repayment periods. The tables include both interest and principal cash flows.

To the extent that interest flows are floating rate, the undiscounted amount is derived from interest rate curves at the end of the reporting period. The contractual maturity is based on the earliest date on which the Company may be required to pay.

(Amount in INR Crores)

Particulars	Less than 1 year	1 to 5 years	5 years and above	Total
<b>As at 31st March 2024</b>				
Interest bearing	34.58	118.10	380.38	533.06
Non-interest bearing	51.64	2.36	-	54.00
<b>Total</b>	<b>86.22</b>	<b>120.46</b>	<b>380.38</b>	<b>587.06</b>
<b>As at 31st March 2023</b>				
Interest bearing	30.46	96.85	367.47	494.78
Non-interest bearing	30.79	1.10	-	31.89
<b>Total</b>	<b>61.25</b>	<b>97.95</b>	<b>367.47</b>	<b>526.67</b>

The following tables detail the Company's remaining contractual maturity for its non-derivative financial assets with agreed repayment periods. The Company does not hold any derivative financial instrument.

(Amount in INR Crores)

Particulars	Less than 1 year	1 to 5 years	5 years and above	Total
<b>As at 31st March 2024</b>				
Interest bearing	-	4.60	3.90	8.50
Non-interest bearing	48.63	-	-	48.63
<b>Total</b>	<b>48.63</b>	<b>4.60</b>	<b>3.90</b>	<b>57.13</b>
<b>As at 31st March 2023</b>				
Interest bearing	12.77	-	7.11	19.88
Non-interest bearing	27.55	-	-	27.55
<b>Total</b>	<b>40.32</b>	<b>-</b>	<b>7.11</b>	<b>47.43</b>

**(b) Credit Risk:**

Credit risk is the risk of financial loss to the Company if a customer or counterparty to a financial instrument fails to meet its contractual obligations. Credit risk encompasses of both, the direct risk of default and the risk of deterioration of creditworthiness as well as concentration of risks. Financial instruments that are subject to concentrations of credit risk principally consist of trade receivables, cash and cash equivalents, bank deposits and other financial assets. None of the other financial instruments of the Company result in material concentration of credit risk. Credit risk is controlled by analyzing credit limits and creditworthiness of customers on a continuous basis to whom the credit has been granted after obtaining necessary approvals for credit. The carrying amount of the financial assets recorded in these financial statements, grossed up for any allowance for losses, represents the maximum exposures to credit risk.

**Trade receivables:** The Company's exposure to credit risk is influenced mainly by the individual characteristics of each customer. The demographics of the customer, including the default risk of the industry and credit history, also has an influence on credit risk assessment.

Refer Note 31 and Note 14 for the details in respect of revenue and receivable from top customers.

Credit risk on current investments and cash & cash equivalent is limited as the Company generally transacts with banks and financial institutions with high credit ratings assigned by international and domestic credit rating agencies.

**(b.1) Financing arrangements**

The Company has access to the following undrawn borrowing facilities at the end of the reporting period :

(Amount in INR Crores)

Particulars	As at 31st March 2024	As at 31st March 2023
From banks - Working capital limit	4.00	0.06



**Dr. Agarwal's Eye Hospital Limited**  
**Notes to the Financial Statements for the year ended 31st March 2024**

**(c) Market Risk :**

Market risk is the risk of loss of any future earnings, in realizable fair values or in future cash flows that may result from adverse changes in market rates and prices (such as interest rates and foreign currency exchange rates) or in the price of market risk sensitive instruments as a result of such adverse changes in market rates and prices. Market risk is attributable to all market risk-sensitive financial instruments, all foreign currency receivables and payables and all short-term and long-term debt.

**(c.1) Interest rate risk:**

Interest rate risk is the risk that the fair value or future cash flows of a financial instrument will fluctuate because of changes in market interest rates. The Company's exposure to the risk of changes in market interest rates relates primarily to the Company's debt obligations with floating interest rates.

The Company's management monitors the interest fluctuations, if any, and accordingly, take necessary steps to mitigate any interest rate risk.

**Interest Rate sensitivity analysis:**

A change (decrease/increase) of 100 basis points in interest rates at the reporting date would increase/(decrease) equity and profit or loss by the amounts shown below. This analysis assumes that all other variables, in particular foreign currency rates, remain constant.

**Impact on Profit and loss for the reporting period** (Amount in INR Crores)

Particulars	As at 31st March 2024		As at 31st March 2023	
	Increase by 100bps	Decrease by 100bps	Increase by 100bps	Decrease by 100bps
Impact on Profit and loss for the reporting period	(0.51)	0.51	(0.44)	0.44

**Impact on total equity as at the end of the reporting period** (Amount in INR Crores)

Particulars	As at 31st March 2024		As at 31st March 2023	
	Increase by 100bps	Decrease by 100bps	Increase by 100bps	Decrease by 100bps
Impact on total equity as at the end of the reporting period	(0.51)	0.51	(0.44)	0.44

**Note :**

This is mainly attributable to the exposure of receivable and payable outstanding in the above mentioned currencies to The Company at the end of the

**47.4 Fair value of financial assets and financial liabilities that are not measured at fair value (but fair value disclosures are required)**

The Management considers that the carrying amount of financial assets and financial liabilities recognized in the financial statements approximate their fair values.

**47.5 Offsetting of financial assets and financial liabilities**

The Company has not offset financial assets and financial liabilities.



# Dr. Agarwal's Eye Hospital Limited

## Notes to the Financial Statements for the period ended 31st March 2024

### 48 Ratios


Particulars	For the year ended 31st March 2024	For the year ended 31st March 2023	Variance
i Current Ratio	0.74	0.84	-12%
ii Debt-Equity Ratio	1.71	2.05	-17%
iii Debt Service Coverage Ratio	2.37	2.33	2%
iv Return on Equity Ratio	34%	39%	-11%
v Inventory Turnover Ratio	8.96	10.39	-14%
vi Trade Receivables Turnover Ratio (i.e. Debtors Turnover Ratio)	27.71	28.52	-3%
vii Trade Payables Turnover Ratio	2.54	2.34	9%
viii Net Capital Turnover Ratio <sup>1</sup>	(15.25)	(31.39)	-51%
ix Net Profit Ratio	0.15	0.14	5%
x Return on Capital Employed (Adjusted)	30.16%	32.48%	-7%
xi Return on Capital Employed	16.36%	16.33%	0%
xii Return on Investment	NA	NA	

Note:

1 Net Capital Turnover Ratio is decreased mainly due to increase in payable towards purchase of Property, plant and equipment.

#### Formulae for computation of ratios are as follows -

i Current Ratio	=	$\frac{\text{Current Assets}}{\text{Current Liabilities (Including Current maturities of Non-Current Borrowings)}}$
ii Debt/ Equity Ratio	=	$\frac{\text{Total debt (includes total lease liabilities)}}{\text{Equity Share Capital + Other Equity}}$
iii Debt Service Coverage Ratio	=	$\frac{\text{Earnings available for Debt Service}}{\text{Debt Service}}$
vi Return on Equity Ratio	=	$\frac{\text{Profit for the year attributable to Owners of the Company}}{\text{Equity Share Capital + Average Other Equity}}$
v Inventory Turnover Ratio	=	$\frac{\text{Cost of Materials Consumed}}{\text{Average Inventories of Goods}}$
vi Trade Receivables Turnover Ratio	=	$\frac{\text{Revenue from Operations}}{\text{Average Trade Receivables}}$
vii Trade Payables Turnover Ratio	=	$\frac{\text{Purchases}}{\text{Average Trade Payables}}$
viii Net Capital Turnover Ratio	=	$\frac{\text{Revenue from Operations}}{\text{Working Capital}}$
ix Net Profit Margin (%)	=	$\frac{\text{Profit/ (Loss) after Tax}}{\text{Revenue from operations}}$
x Return on Capital Employed	=	$\frac{\text{Earnings before Interest and Tax}}{\text{Equity Share Capital + Other Equity + Borrowings - Goodwill - Other Intangible Assets (Includes total lease liabilities)}}$
xi Return on Capital Employed (Adjusted)	=	$\frac{\text{Earnings before Interest and Tax}}{\text{Equity Share Capital + Other Equity + Total debt - Goodwill - Other Intangible Assets}}$



**Dr. Agarwal's Eye Hospital Limited**  
Notes to the Financial Statements for the year ended 31st March 2024

49 Related party disclosure

49.1 Names of related parties and nature of relationships\*

S.No	Nature of Relationship	2023-24	2022-23
(i)	Holding company	Dr. Agarwal's Health Care Limited (AHCL)	Dr. Agarwal's Health Care Limited (AHCL)
(ii)	Fellow Subsidiary	Aditya Jyot Eye Hospital Private Limited(AJE)	Aditya Jyot Eye Hospital Private Limited(AJE)
		Elisar Life Sciences Private Limited(Elisar)	Elisar Life Sciences Private Limited(Elisar)
		Orbit Healthcare Services (Mauritius) Limited	Orbit Healthcare Services (Mauritius) Limited
		Orbit Health care services (Tanzania) Limited	Orbit Health care services (Tanzania) Limited
		Orbit Healthcare Services Limited, Rwanda	Orbit Healthcare Services Limited, Rwanda
		Orbit Healthcare Services Ghana Limited	Orbit Healthcare Services Ghana Limited
		Orbit Healthcare Services Mozambique Limited	Orbit Healthcare Services Mozambique Limited
		Orbit Healthcare Services SARL, Madagascar	Orbit Healthcare Services SARL, Madagascar
		Orbit Healthcare Services Uganda Limited	Orbit Healthcare Services Uganda Limited
		Orbit Healthcare Services Zambia Limited	Orbit Healthcare Services Zambia Limited
		Orbit Healthcare Services Kenya Limited	Orbit Healthcare Services Kenya Limited
(iii)	Associate Company of Holding Company	IdeaRx Services Private Limited	IdeaRx Services Private Limited
(iv)	Entity having significant influence over the holding company	Claymore Investments (Mauritius) Pte. Ltd	Claymore Investments (Mauritius) Pte. Ltd
		Hyperion Investments Pte. Ltd	Hyperion Investments Pte. Ltd (w.e.f 05 May 2022)
		Arvon Investments Pte.Ltd	Arvon Investments Pte Ltd (w.e.f 05 May 2022)
(v)	Enterprise over which the Key Management Personnel (of the Company and the Holding Company) is in a position to exercise control/joint control	Dr. Agarwal's Eye Institute	Dr. Agarwal's Eye Institute
(vi)	Key Management Personnel (KMP) of Company / Holding Company	Dr. Amar Agarwal	Dr. Amar Agarwal
		Dr. Athiya Agarwal	Dr. Athiya Agarwal
		Mr. Balakrishnan Venkataraman	Mr. Balakrishnan Venkataraman
		Mr. Sanjay Dharambir Anand	Mr. Sanjay Dharambir Anand
		Dr. Ashvin Agarwal	Dr. Ashvin Agarwal
		Dr. Ashar Agarwal	Dr. Ashar Agarwal
		Dr. Adil Agarwal	Dr. Adil Agarwal
		Dr. Anosh Agarwal	Dr. Anosh Agarwal
		Mr. Shiv Agrawal	Mr. Shiv Agrawal
		Mrs. Meenakshi Jayaraman (AEHL)	Mrs. Meenakshi Jayaraman (AEHL)
		Ms. Lakshmi Subramanian (AEHL)	Ms. Lakshmi Subramanian (AEHL)
		Mr. B. Udhay Shankar (Group CFO)	Mr. B. Udhay Shankar (Group CFO)

\*Related party relationships are as identified by the Management and relied upon by the auditors.



**Dr. Agarwal's Eye Hospital Limited**  
**Notes to the Financial Statements for the year ended 31st March 2024**

**49.2 Transactions carried out with related parties referred to above in the ordinary course of business during the year**

(Amount in INR Crores)

Particulars	Related Party	2023-24	2022-23
<b>Transactions during the year</b>			
<b>Expenses</b>			
Corporate Guarantee charges	Dr. Agarwal's Health Care Limited	0.07	0.07
Maintenance	Elisar Life Sciences Private Limited	0.07	-
Other Expenses	Elisar Life Sciences Private Limited	-	0.05
Purchases	IdeaRx Services Private Limited	9.91	7.88
Employee expenses (ESOP)	Dr. Agarwal's Health Care Limited	2.47	0.96
Rent Expenses	Dr. Agarwal's Eye Institute	7.00	6.64
	Dr. Ashvin Agarwal - Guesthouse	0.39	0.36
Salary	Dr. Agarwal's Health Care Limited	1.43	-
Consultancy charges	Dr. Agarwal's Health Care Limited	2.02	-
Repairs & Maintenance	Dr. Agarwal's Health Care Limited	0.42	0.34
Sale of Asset	Dr. Agarwal's Eye Institute	-	0.04
Sales	Aditya Jyot Eye Hospital Private Limited	-	0.01
<b>Recovery of Expenses</b>			
Interest	Dr. Agarwal's Health Care Limited	0.01	0.02
Salary	Dr. Agarwal's Health Care Limited	-	1.12
Software maintenance expenses	Dr. Agarwal's Health Care Limited	0.87	0.70
<b>Others</b>			
Collection received by the Company on behalf of related party (Net of settlement)	Dr. Agarwal's Health Care Limited	3.26	-
Dividend Paid	Dr. Agarwal's Health Care Limited	1.85	1.01
	Dr. Sunita Agarwal	0.00	0.00
	Mr. Pankaj Sondhi	0.00	0.00
Purchase of Asset	Elisar Life Sciences Private Limited	0.20	0.03
Asset Sale	Dr. Agarwal's Health Care Limited	0.71	-
	Dr. Agarwal's Eye Institute	0.36	-

**Notes:**

(i) The Group accounts for costs incurred by / on behalf of the Related Parties based on the actual invoices / debit notes raised and accruals as confirmed by such related parties. The Related Parties have confirmed to the Management that as at 31 March 2024 and 31 March 2023, there are no further amounts payable to / receivable from them, other than as disclosed above. The Group incurs certain costs on behalf of related parties. These costs have been allocated/recovered from the related parties on a basis mutually agreed with them.

(ii) An extension of paripasu charge on a property owned by Dr. Agarwal's Eye Institute has also been provided to HDFC Limited and Axis Bank as a security in respect of the Term loan and Overdraft facility availed by the Dr Agarwal's Eye Hospital Limited.

(iii) Also refer note 45.4 for SAR expenses.

(iv) Dr. Amar Agarwal, Dr. Athiya Agarwal, Dr. Adil Agarwal, Dr. Anosh Agarwal, Dr. Ashar Agarwal, Dr. Ashwin Agarwal and Dr. Agarwal's Eye Institute have provided personal guarantees for term loans taken by the Group.



## Dr. Agarwal's Eye Hospital Limited

Notes to the Financial Statements for the year ended 31st March 2024

### 49.3 Compensation of key management personnel

(Amount in INR Crores)

Particulars	Related Party	2023-24	2022-23
Short-term employee benefits (Refer Note (i)) (Remuneration)	Dr. Amar Agarwal	2.36	2.36
	Dr. Athiya Agarwal	0.92	0.92
	Mr. Udhay Davey	0.76	1.24
	Ms. Meenakshi Jayaraman	0.16	0.11
	Mr. B. Udhay Shankar	0.00	0.00
	Dr. Amar Agarwal	0.00	0.00
	Dr. Athiya Agarwal	0.00	0.00
	Ms. Meenakshi Jayaraman	0.00	0.00
	Mr. Balakrishnan	0.01	0.01
	Mr. Sanjay Anand	0.01	0.01
	Ms. Lakshmi Subramanian	0.01	0.01
Consultancy	Dr. Ashvin Agarwal	1.01	0.88
Reimbursement of Expenses	Dr. Amar Agarwal	0.55	0.93
	Dr. Ashvin Agarwal	0.54	0.62

#### Notes:

- Excludes gratuity and compensated absences which cannot be separately identifiable from the composite amount advised by the actuary.
- The remuneration payable to key management personnel of Dr. Agarwal's Eye Hospital Limited and Dr. Agarwal's Health Care Limited is determined.
- There were no balances outstanding to be paid / received as at the year end.
- The above remuneration for key managerial personnel does not include vehicle, communication expenses & other expenses.
- Since the figures are reported in crores, please note that '-' denotes NIL balance and '0' denotes nominal figures.
- All the figures disclosed above are excluding Goods and Service Tax

### 49.4 Balances outstanding as at year end

(Amount in INR Crores)

Particulars	Related Party	As at 31st March 2024	As at 31st March 2023
<b>Assets</b>			
Other Financial Assets	Aditya Jyot Eye Hospital Private Limited	-	0.01
	Dr. Agarwal's Eye Institute	4.58	4.58
Other Current Financial Assets	Dr. Agarwal's Health Care Limited	-	0.25
<b>Liabilities</b>			
Trade Payable	Idea Rx Services Private Limited	2.22	0.93
	Dr. Agarwal's Health Care Limited	-	0.07
	Dr. Amar Agarwal	-	0.22
	Mr. Udhay Davey	-	0.10
	Ms. Meenakshi Jayaraman	-	0.01
	Dr. Agarwal's Eye Institute	0.55	0.49
Other financial liabilities	Dr. Agarwal's Health Care Limited	8.15	0.37

#### Notes:

- The amounts outstanding are unsecured and will be settled in cash. There have been no instances of amounts due to or due from related parties that have been written back or written off or otherwise provided for during the year.



**Dr. Agarwal's Eye Hospital Limited**  
**Notes to the Financial Statements for the year ended 31st March 2024**

**50 Undisclosed Income**

The Company does not have any transaction which are not recorded in the books of account that has been surrendered or disclosed as income during the year in the tax assessments under the Income Tax Act, 1961.

**51 Transactions with companies whose name is struck-off**

The company has not entered into any transactions with entities whose name has been struck off under Section 248 of the Act or section 560 of Companies Act, 2013 except for a company named "F2 connect Private Limited" for which outstanding payable is Nil as at 31 March 2024.

**52 Audit Trail & Backup of accounting records**

- (i) The Company has used accounting softwares for maintaining its books of account for the year ended 31 March 2024, which have a feature of recording audit trail (edit log) facility and the same has operated throughout the year for all relevant transactions recorded in the softwares except in respect of maintenance of payroll records wherein the Company has used payroll software which is operated by a third party service provider for which independent auditor's system and organization controls report covering the audit trail requirement at the database level is not available with the Company.

The audit trail feature is not tampered in respect of accounting softwares for which the audit trail feature was enabled and operating. The Company is in the process of evaluating options to comply with the audit trail requirement.

As proviso to Rule 3(1) of the Companies (Accounts) Rules, 2014 is applicable from 1 April 2023, reporting under Rule 11 (g) of the Companies (Audit and Auditors) Rules, 2014 on preservation of audit trail as per the statutory requirements for record retention is not applicable for the year ended 31 March 2024.

- (ii) The Company has maintained backup on daily basis of its accounting records which is in electronic mode. The backup is maintained in servers physically located outside India.

**53 Other disclosures**

- (i) The company has used the borrowings from banks and financial institutions for the specific purpose for which it was taken at the balance sheet date.
- (ii) The Company neither has any owned immovable property nor any title deeds of owned Immovable Property not held in the name of the Company.
- (iii) During the financial year, the Company has not revalued any of its Property, Plant and Equipment, Right of Use Asset and Intangible Assets.
- (iv) The Company has not granted any Loans or Advances to promoters, directors, KMPs and the related parties (as defined under Companies Act, 2013,) either severally or jointly with any other person, that are:
- (a) repayable on demand or
- (b) without specifying any terms or period of repayment
- (v) The Company does not have any intangible assets under development as at 31st March 2024 and 31st March 2023, and hence disclosure under Schedule III is not applicable.
- (vi) There are no proceedings which have been initiated or pending against the company as at 31st March 2024 and 31st March 2023 for holding any benami property under the Benami Transactions (Prohibition) Act, 1988 (45 of 1988) and the rules made thereunder.
- (vii) The Company has not been sanctioned working capital limits in excess of INR 5 crores, in aggregate, at any point of time during the year from banks or financial institutions on the basis of security of assets. Hence, the Company is not required to file quarterly returns or statement of current assets with banks or financial institutions.
- (viii) The Company has not been declared as a wilful defaulter by any bank or financial Institution or other lender
- (ix) The Company does not have any charges or satisfaction yet to be registered with ROC beyond the statutory period, as at the year ended 31st March 2024 and 31st March 2023.
- (x) As at 31 March 2024, the Company has no subsidiaries and hence clause (87) of Section 2 of the Companies Act, 2013 read with the Companies (Restriction on number of Layers) Rules, 2017 not applicable.
- (xi) The company has not advanced or loaned or invested funds (either borrowed funds or share premium or any other sources or kind of funds) to any other person(s) or entity(ies), including foreign entities (Intermediaries) with the understanding (whether recorded in writing or otherwise) that the Intermediary shall -
- (i) directly or indirectly lend or invest in other persons or entities identified in any manner whatsoever by or on behalf of the company (Ultimate Beneficiaries) or
- (ii) provide any guarantee, security or the like to or on behalf of the Ultimate Beneficiaries
- (xii) The Company has not received any fund from any person(s) or entity(ies), including foreign entities (Funding Party) with the understanding (whether recorded in writing or otherwise) that the company shall:-
- (i) directly or indirectly lend or invest in other persons or entities identified in any manner whatsoever by or on behalf of the Funding Party (Ultimate Beneficiaries) or
- (ii) provide any guarantee, security or the like on behalf of the Ultimate Beneficiaries
- (xiii) The Company neither has traded nor invested in Crypto currency or Virtual Currency during the Financial year.
- (xiv) The Company does not have any investment properties as at 31st March 2024 and 31st March 2023 as defined in Ind AS 40.



## Dr. Agarwal's Eye Hospital Limited

CIN : L85110TN1994PLC027366

### Notes to the Financial Statements for the year ended 31st March 2024

#### 54 Approval of Financial Statements

The Board of Directors of the Company has reviewed the realizable value of all the current assets and has confirmed that the value of such assets in the ordinary course of business will not be less than the value at which these are recognized in the financial statements. In addition, the Board has also confirmed the carrying value of the non-current assets in the financial statements. The Board, duly taking into account all the relevant disclosures made, has approved these financial statements in its meeting held on 25th April 2024.

55 Previous year's figures have been regrouped / reclassified wherever necessary to correspond with the current year's classification / disclosure.

For and on behalf of Board of Directors



**Dr. Amar Agarwal**  
Chairman & Managing Director  
00435684

Place : Chennai  
Date : 25th April 2024



**Dr. Athiya Agarwal**  
Wholetime Director  
01365659

Place : Chennai  
Date : 25th April 2024



**Mr. B. Udhay Shankar**  
Chief Financial Officer

Place : Chennai  
Date : 25th April 2024



**Ms. Meenakshi Jayaraman**  
Company Secretary

Place : Chennai  
Date : 25th April 2024

